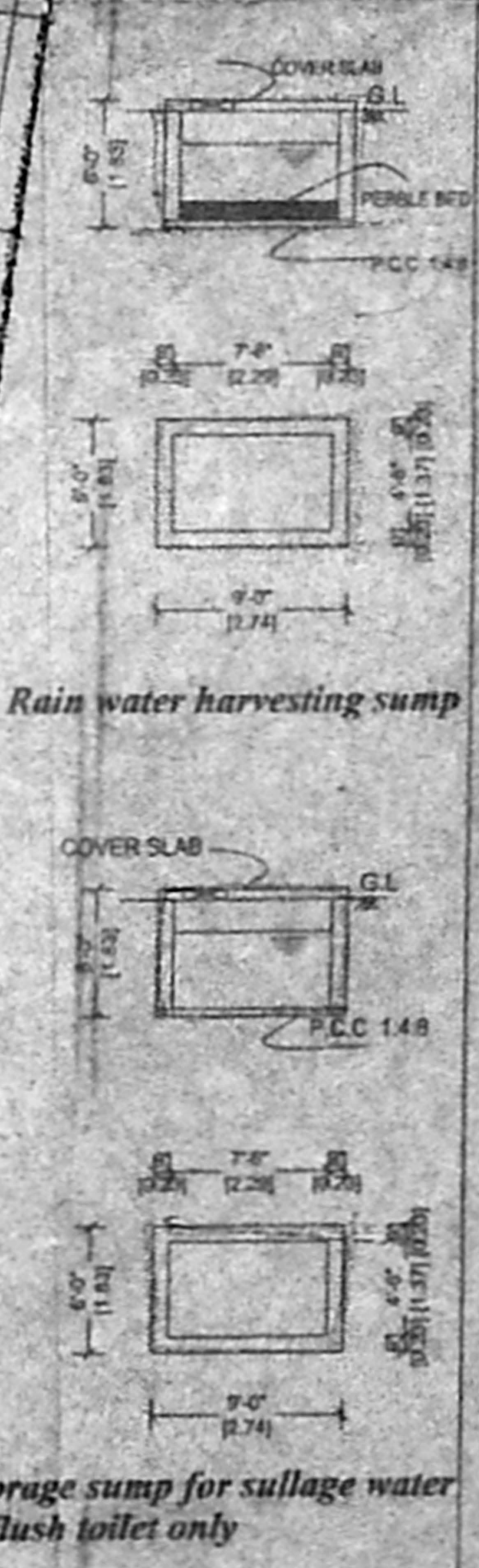
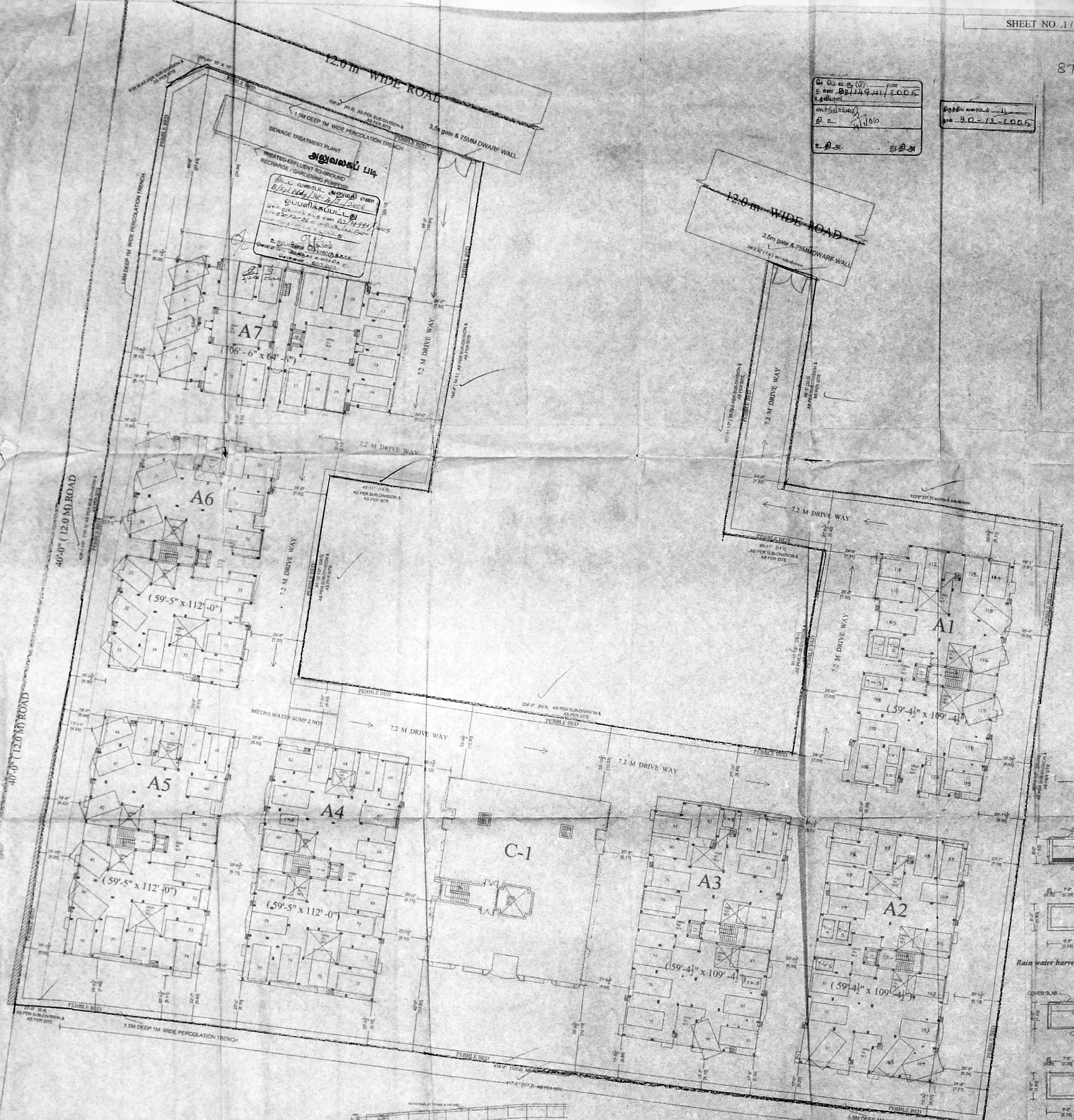



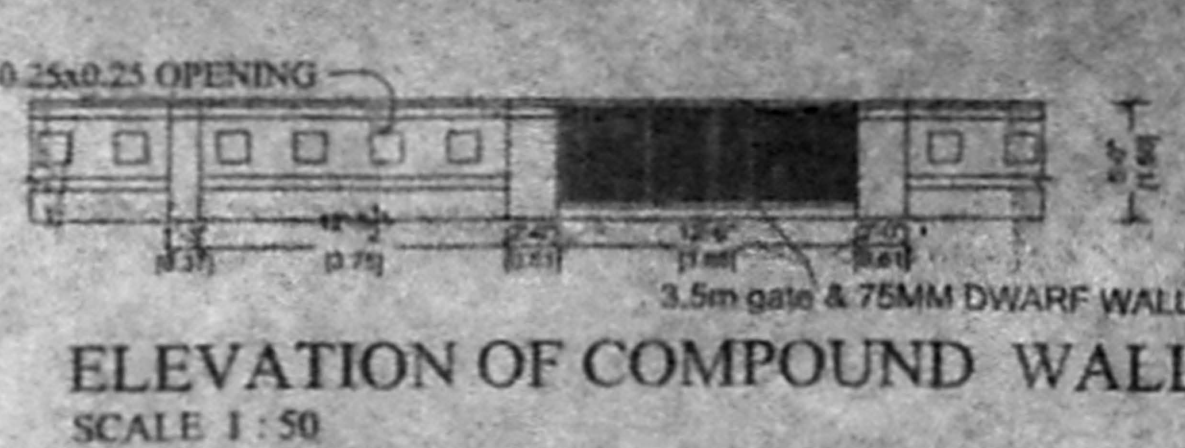
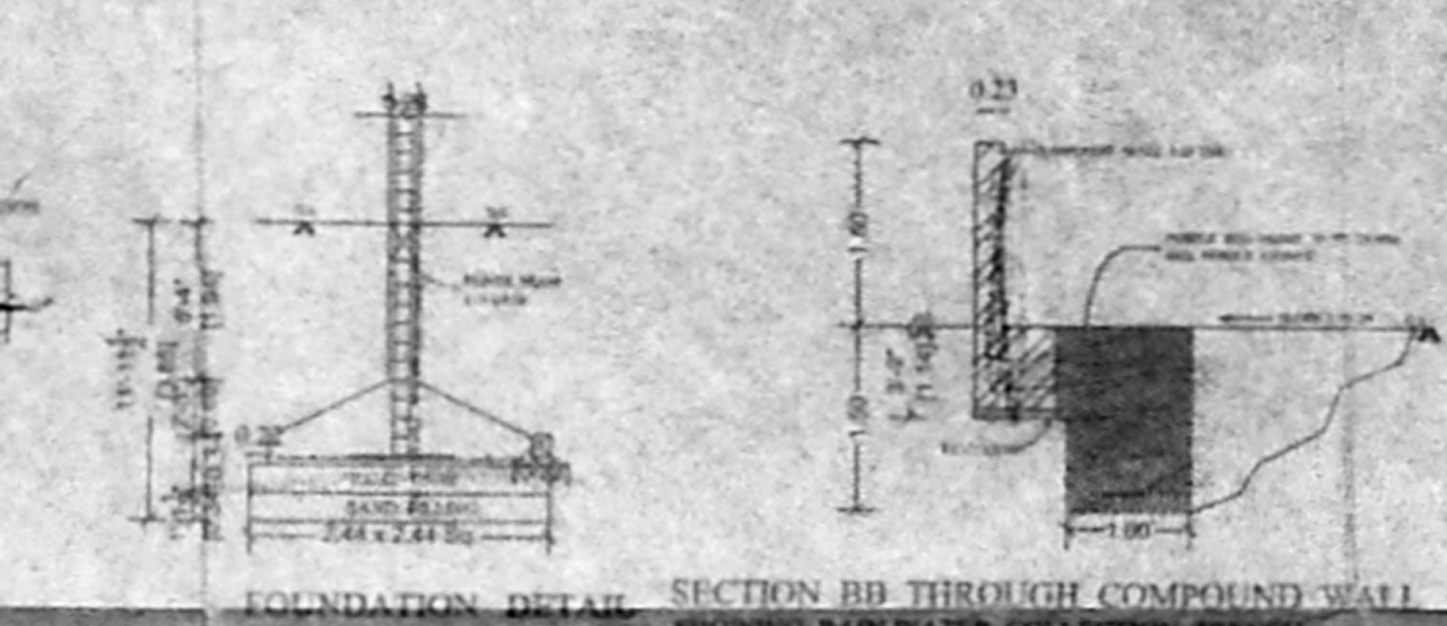
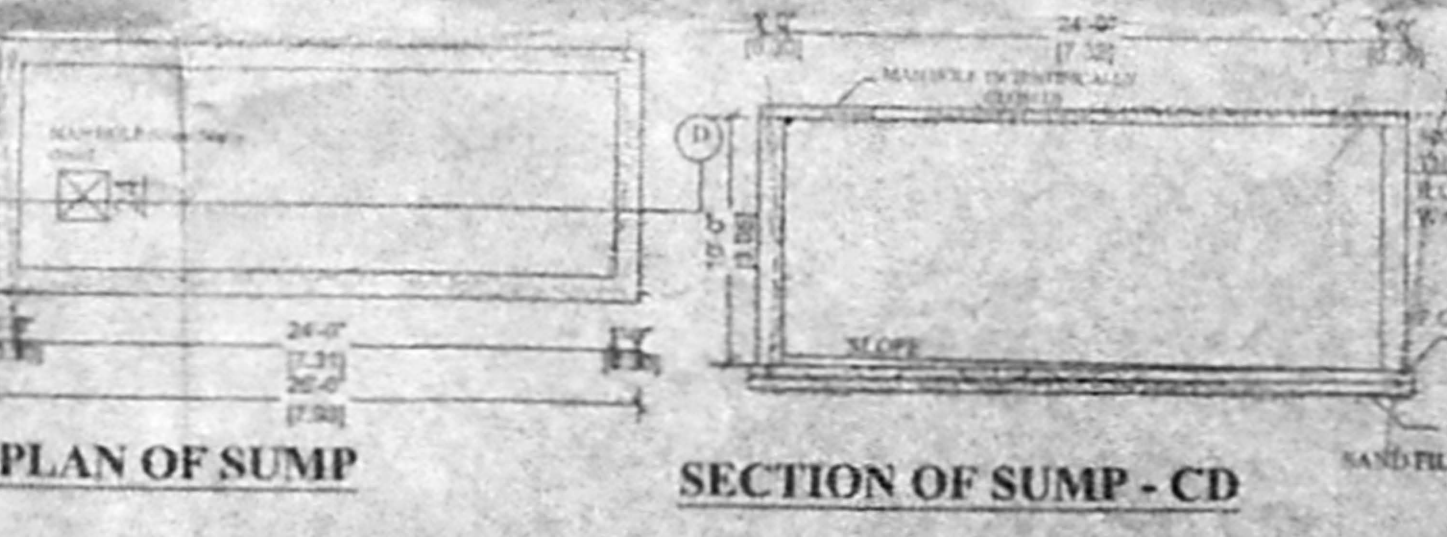
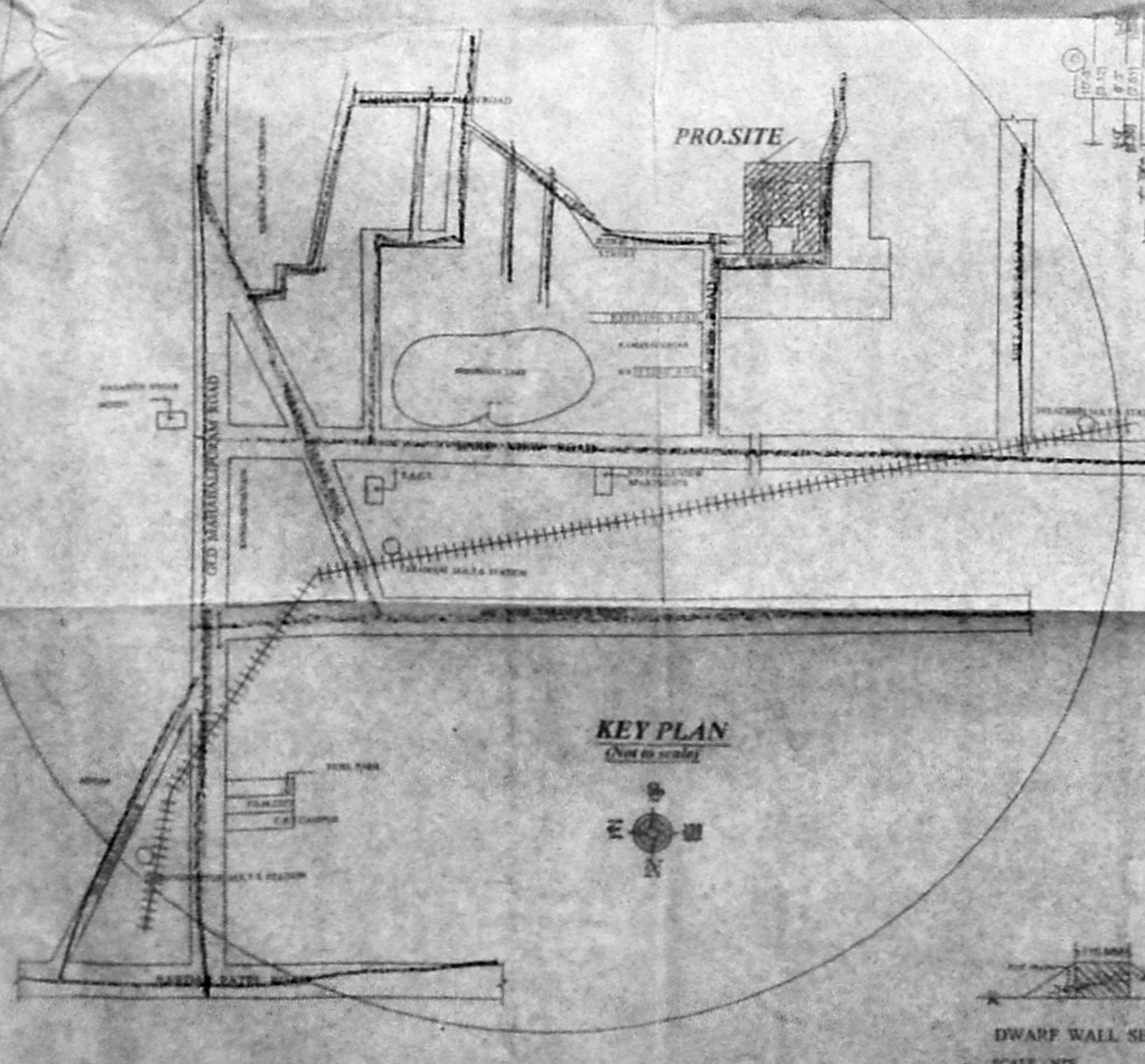
சென்னை (96) பி.பி.டி. எண். 96/149/11/2005  
 தி. எ. 11/06  
 உ.தி.அ.

பி.பி.டி. எண். 96-12-2005  
 உ.தி.அ.



RAMP & HAND RAIL DETAIL FOR PHYSICALLY CHALLENGED

SITE PLAN  
 scale: 1" = 16' 0" (1:200)



PROPOSED RESIDENTIAL BUILDING AT  
 S. Nos.173/4pt,173/5pt,173/6pt,173/7A,173/7B,  
 173/7C,173/7D,185/9pt,185/10 pt, and 185/11pt,  
 OF PERUNGUDI VILLAGE,  
 PLOT NO 1, GREEN ACRES ROAD,  
 PERUNGUDI,  
 CHENNAI-96,  
 PERUNGUDI TOWN PANCHAYAT,  
 TAMBARAM TALUK,  
 KANCHEEPURAM DISTRICT.

PLOT SUB-DIVISION APPROVED BY C.M.D.A.  
 VIDE P.P.D/L.O. NO.96/2005, dt.25-10-05,  
 vide Lr.NO. L1/21078/2005

AREA STATEMENT	
TOTAL PLOT EXTENT	1958.33 ✓
TOTAL AREA OF BLOCK - A1	2036.79 ✓
TOTAL AREA OF BLOCK - A2	2036.79 ✓
TOTAL AREA OF BLOCK - A3	2036.79 ✓
TOTAL AREA OF BLOCK - A4	2080.97 ✓
TOTAL AREA OF BLOCK - A5	2080.97 ✓
TOTAL AREA OF BLOCK - A6	2080.97 ✓
TOTAL AREA OF BLOCK - A7	2080.97 ✓
TOTAL AREA OF BLOCK - C1	1009.23 ✓
GRAND TOTAL AREA OF ALL BLOCKS	15464.05 ✓
FSI	1.41 ✓
TOTAL NO OF DWELLINGS	117 NOS ✓

COLOUR INDEX	
PROPOSAL	
ROAD	
BOUNDARY	
REFERENCE	

OWNER'S SIGNATURE

SCALE: 1" = 8' 0" (1:100)

S. ATHIVAMAN, S.E.  
 C.E. & S.D. ENGINEER,  
 City & District Surveyor No. 198,  
 Corporation of Chennai,  
 6, Justice Road, T. Nagar,  
 Chennai-17. Ph: 2815624  
 Mobile: 9128440  
 LICENSED SURVEYOR



SCHEDULE OF JOINERY

DESCRIPTION	FEET
DOOR	D
DOOR	D1, Q
DOOR	D2
FRENCH DOOR	FD
WINDOW	W
WINDOW	W1
VENTILATOR	V1

SPECIFICATION

1. P.C.C IN C.C 1:4:8 in M-20 Grade
2. M-25 Grade Concrete to be used for R.C.C. Works
3. 230 mm Brick work in CM 1:3
4. 115 mm Brick work in CM 1:3
5. Plastering the ceiling in CM 1:3
6. Plastering the walls in CM 1:4
7. Weathering course in brick belly lime concrete with a course of flat tiles
8. The O.H.T is scientifically closed
9. The U.G sump is scientifically closed

AREA STATEMENT FOR BLOCK A1

	Area (sq. m)
STILT FLOOR	21.62
FIRST FLOOR	506.74
SECOND FLOOR	506.74
THIRD FLOOR	506.74
FOURTH FLOOR	506.74
TOTAL AREA	2052.58

COLOUR INDEX

PROPOSAL	
ROAD	
BOUNDARY	

REFERENCE

SCALE : 1"=80'



PROPOSED RESIDENTIAL BUILDING AT  
S. Nos. 173/4pt, 173/5pt, 173/6pt, 173/7A, 173/7B, 173/7C,  
185/9pt, 185/10 pt, and 185/11pt,

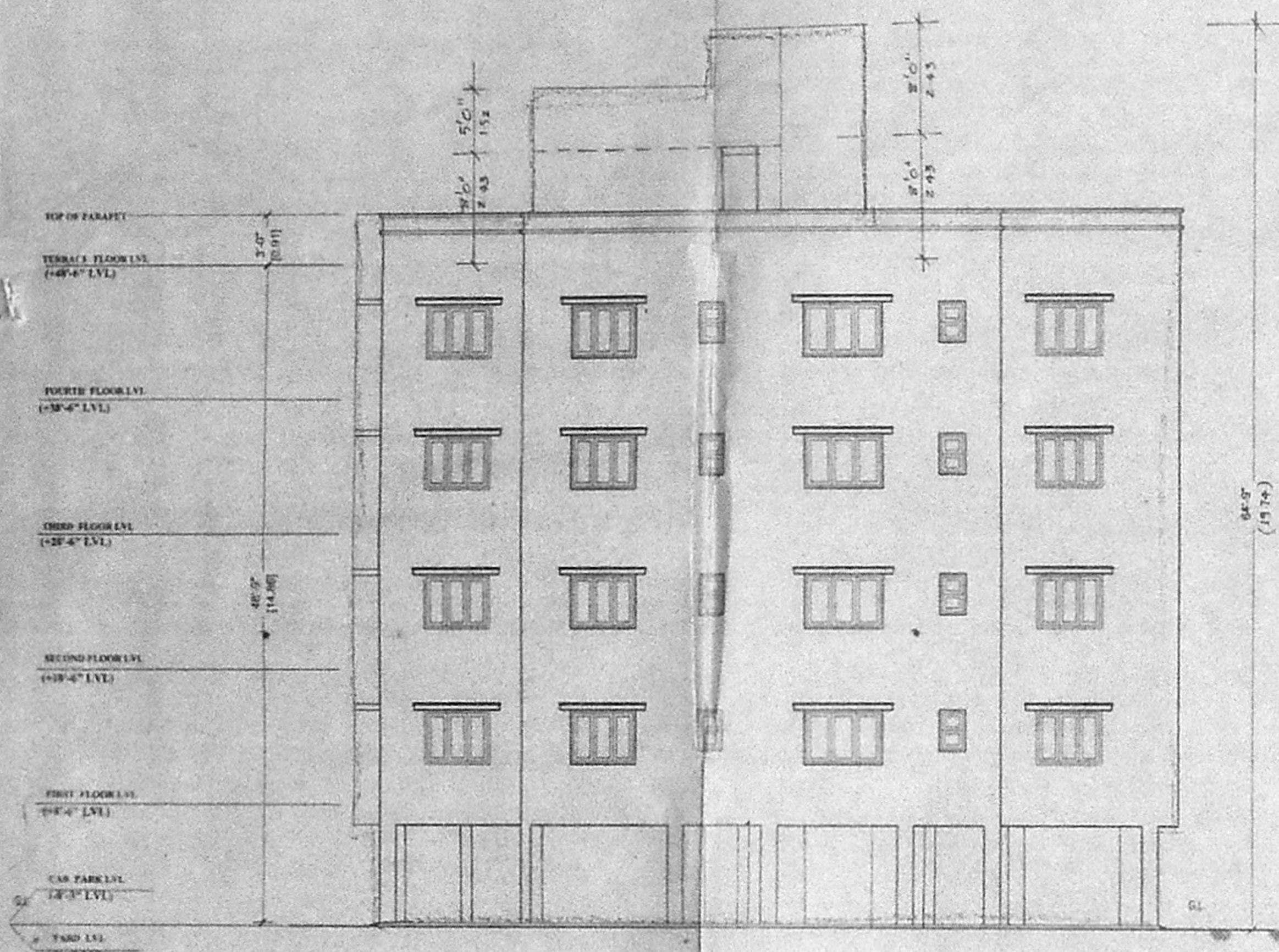
OF PERUNGUDI VILLAGE,  
PLOT NO 1, GREEN ACRES ROAD,  
PERUNGUDI,  
CHENNAI - 96.  
PERUNGUDI TOWN PANCHAYAT,  
TAMBARAM TALUK,  
KANCHEEPURAM DISTRICT.

BLOCK - A1

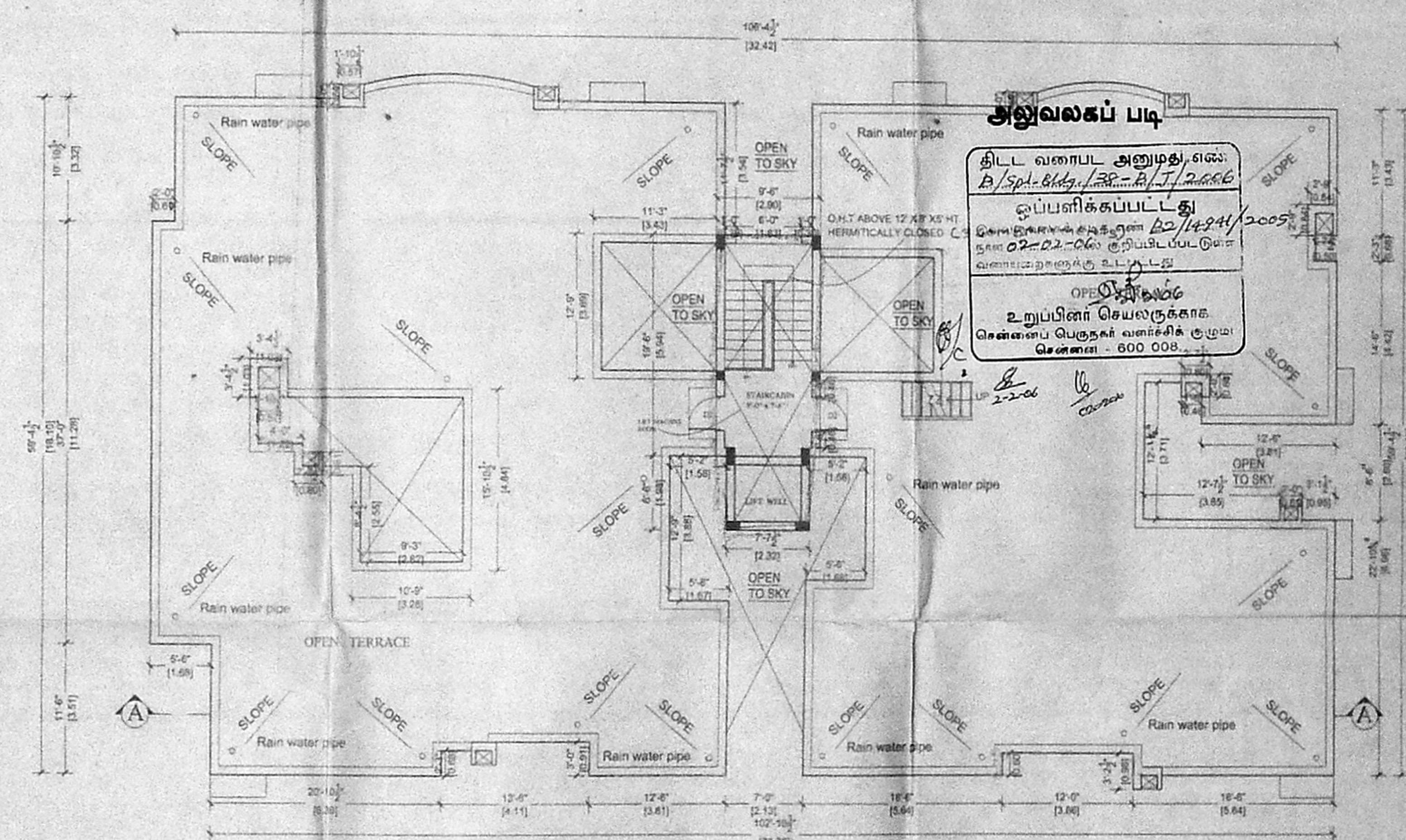
OWNER'S SIGNATURE

LICENSED SURVEYOR

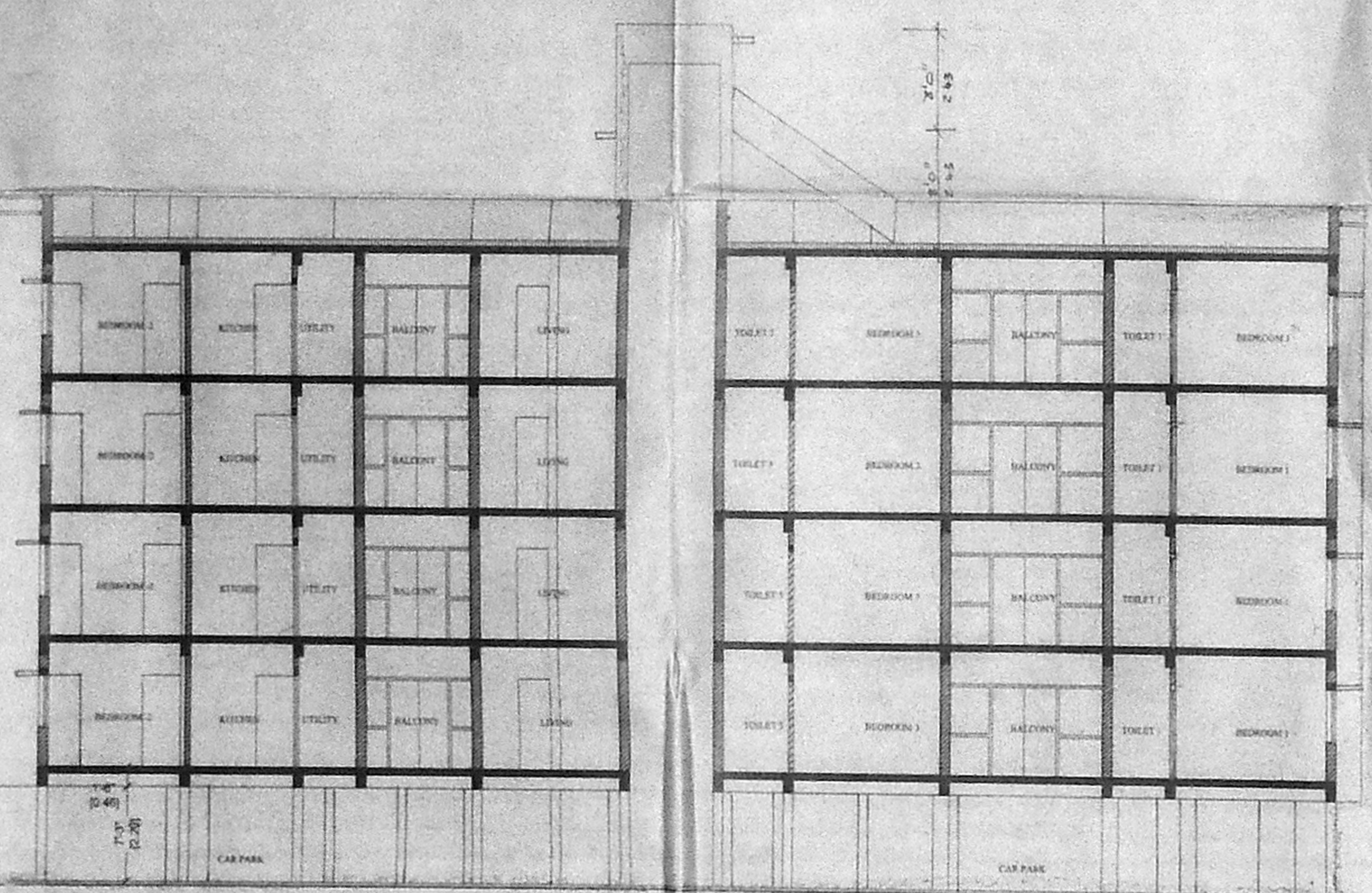
S. ATHIVANAN, D.L.  
CHENNAI  
Client: L. Lakshmi Narayanan  
Registration of Chennai  
B. No. 173/4pt, 173/5pt, 173/6pt, 173/7A, 173/7B, 173/7C,  
185/9pt, 185/10 pt, 185/11pt  
Mobile: 9445444444



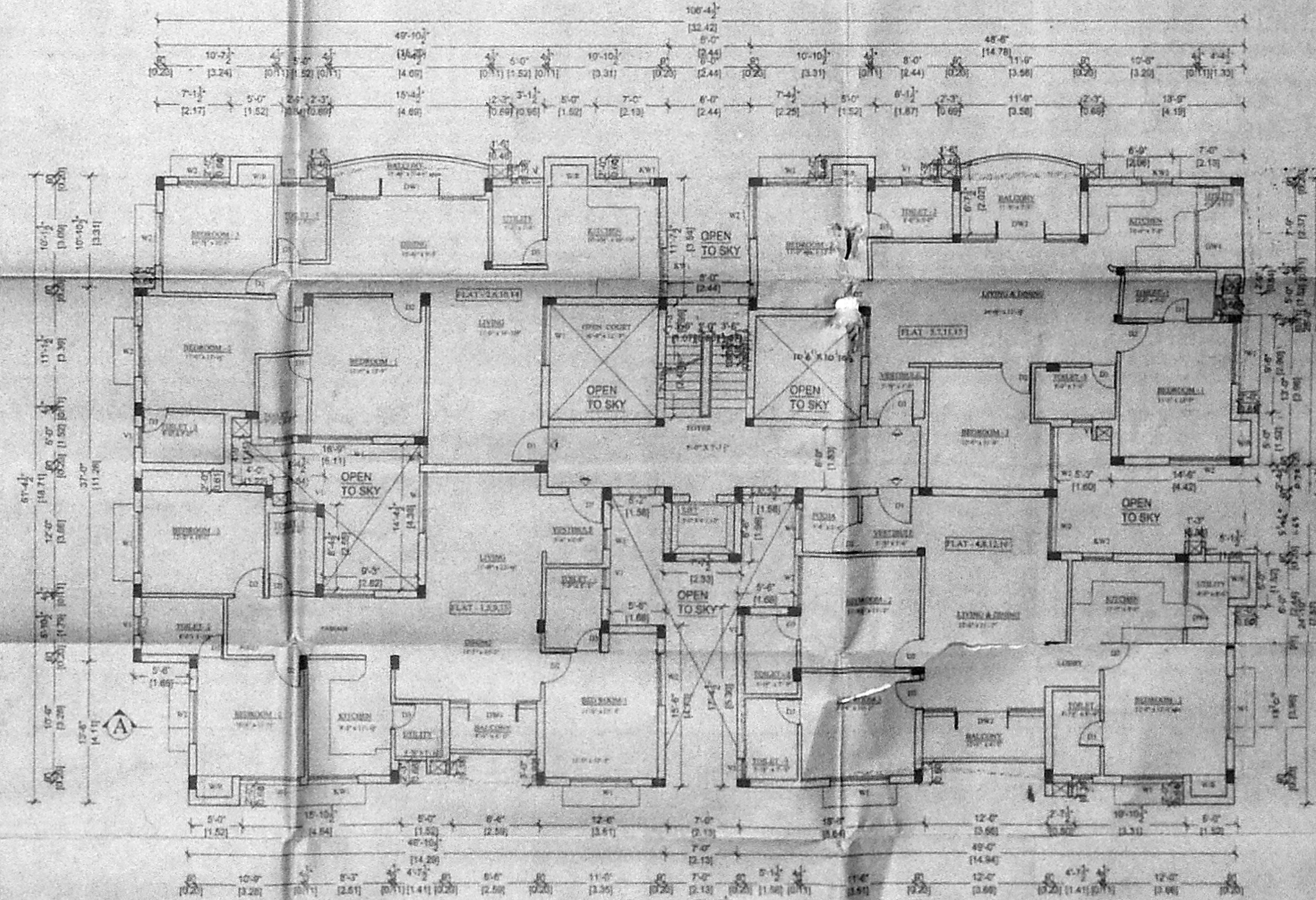
ELEVATION



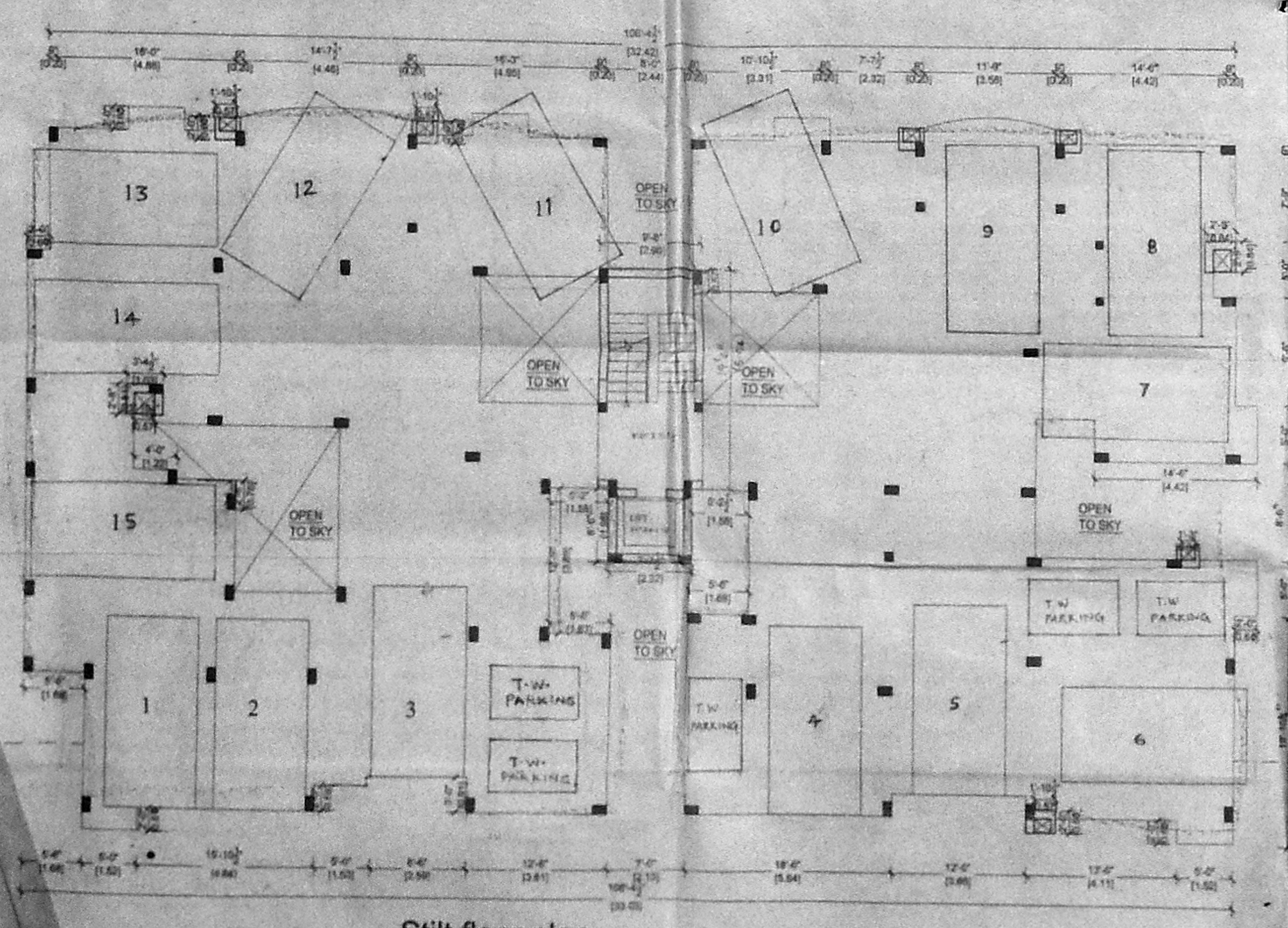
TERRACE FLOOR PLAN



SECTION A-A



Typical floor plan (First, Second, Third & Fourth Floors)



Stilt floor plan



செட்டில் எழுப்பல் - II  
 நாள் 30-12-2005

செ.பெ.எ.சு. (3) எண் 22/1474/2005  
 உத்தரவு  
 தி.உ. 11.00  
 உ.தி.அ. தி.தி.அ.

SCHEDULE OF JOINERY

DESCRIPTION	FEET
DOOR	D 3'-6" x 7'-0"
DOOR	DLG 3'-0" x 7'-0"
DOOR	D2 2'-6" x 7'-0"
FRENCH DOOR	FD 6'-0" x 7'-0"
WINDOW	W 6'-0" x 4'-0"
WINDOW	W1 4'-0" x 4'-0"
VENTILATOR	V1 2'-0" x 2'-0"

SPECIFICATION

1. P.C.C IN C.C 1:4:8 in M-20 Grade
2. M-25 Grade Concrete to be used for R.C.C. Works
3. 230 mm Brick work in CM 1:5
4. 115 mm Brick work in CM 1:5
5. Plastering the ceiling in CM 1:3
6. Plastering the walls in CM 1:4
7. Weathering course in brick jelly lime concrete with a course of fine tiles
8. The O.H.T is scientifically closed
9. The U.G sump is scientifically closed

AREA STATEMENT FOR BLOCK A2

FLOOR	AREA
STILT FLOOR	21.82
FIRST FLOOR	503.74
SECOND FLOOR	503.74
THIRD FLOOR	503.74
FOURTH FLOOR	503.74
TOTAL AREA	2036.78

COLOUR INDEX

PROPOSAL	
ROAD	
BOUNDARY	

REFERENCE

SCALE : 1"=80'

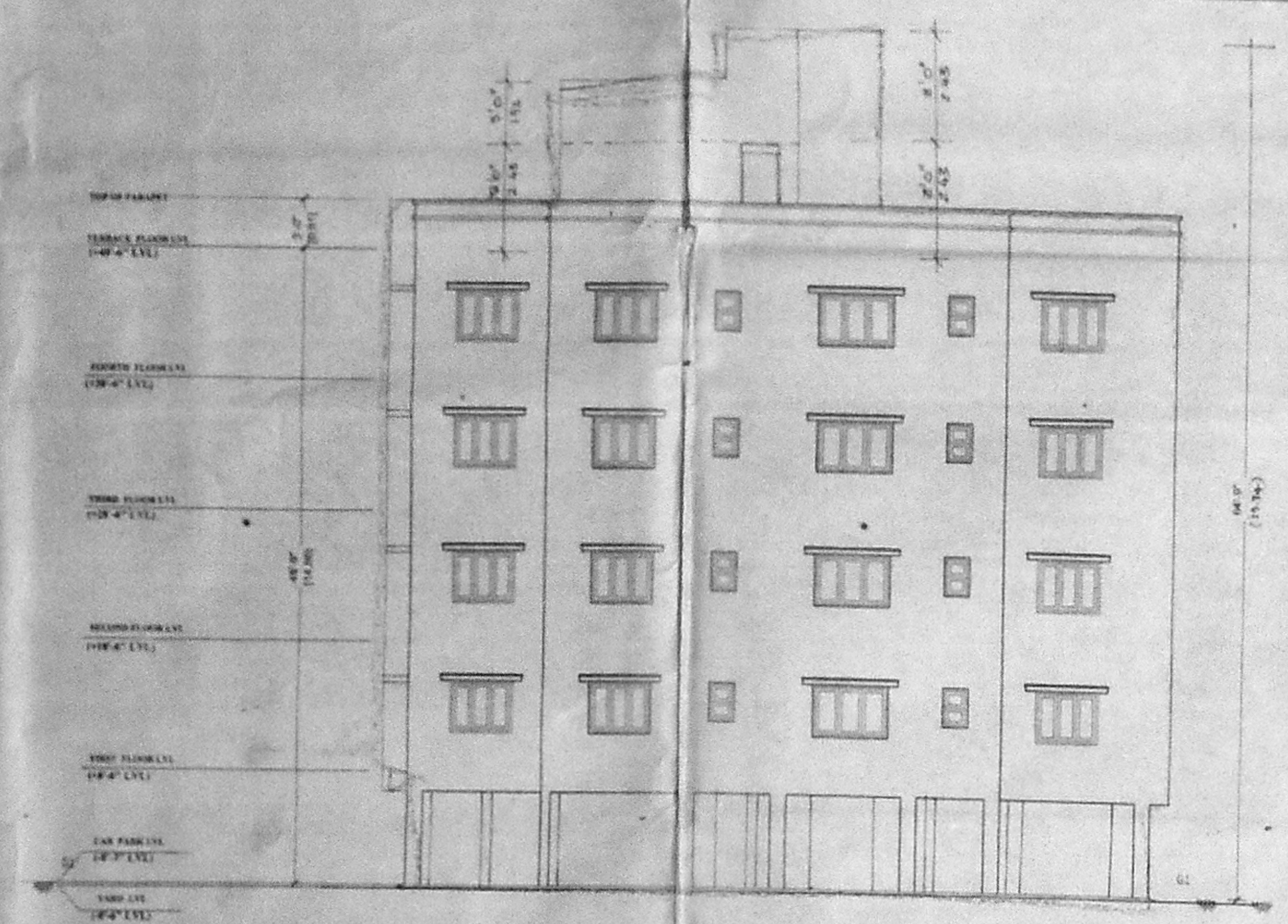
PROPOSED RESIDENTIAL BUILDING AT  
 S. Nos. 173/4pt, 173/5pt, 173/6pt, 173/7A, 173/7B, 173/7C,  
 185/9pt, 185/10 pt, and 185/11 pt, 173/7D,  
 OF PERUNGUDI VILLAGE,  
 PLOT NO 1, GREEN ACRES ROAD,  
 PERUNGUDI,  
 CHENNAI - 96,  
 PERUNGUDI TOWN PANCHAYAT,  
 TAMBARAM TALUK,  
 KANCHEEPURAM DISTRICT.

BLOCK - A2

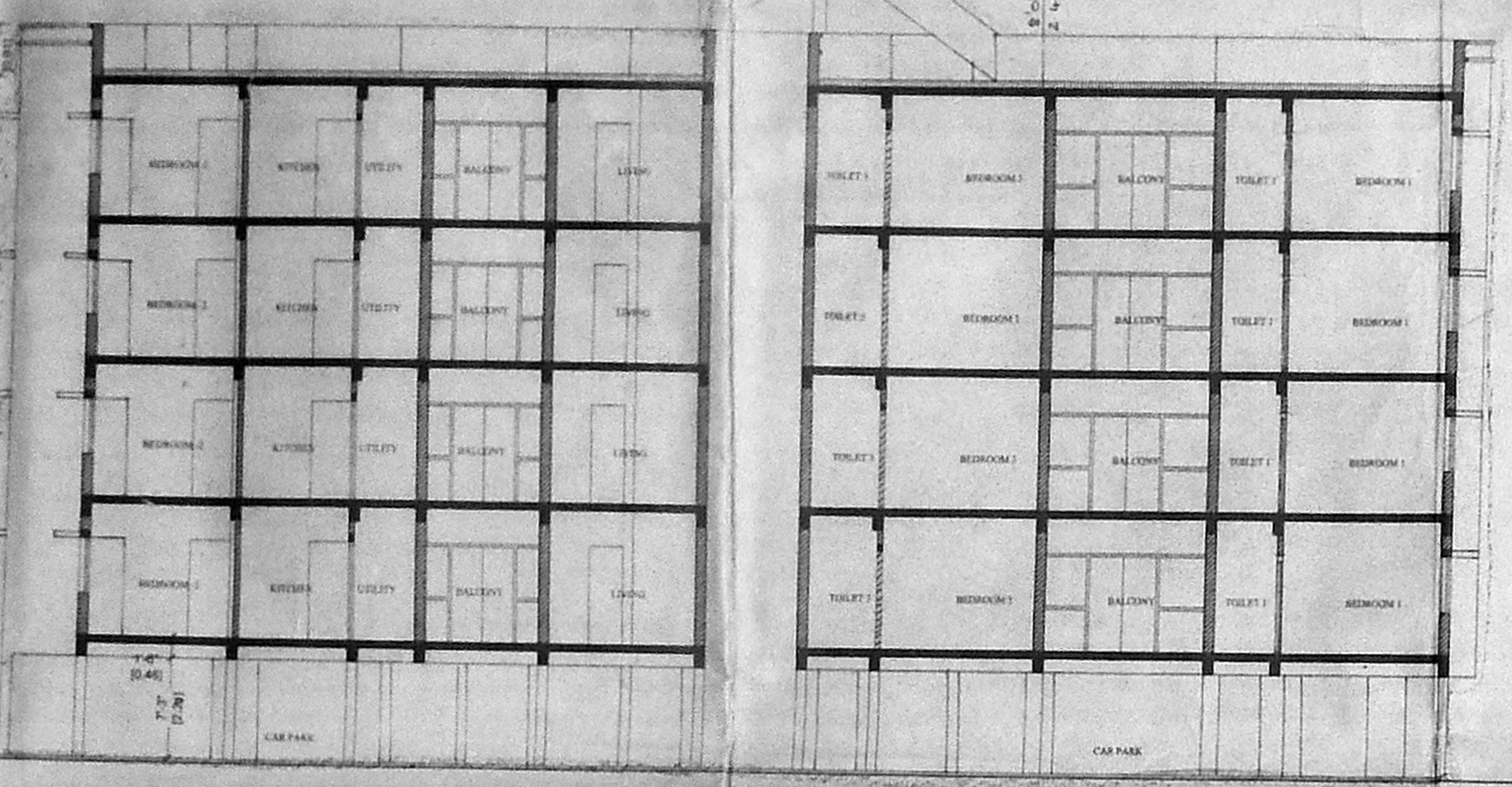
OWNER'S SIGNATURE

S. ATHIYAMAN, B.E.,  
 CHARTERED ENGINEER,  
 Class I, Licensed Surveyor - No. 128  
 Corporation of Chennai  
 8, Northman Street, T. Nagar,  
 Chennai-17. Ph: 2815224  
 Mobile: 911089440.

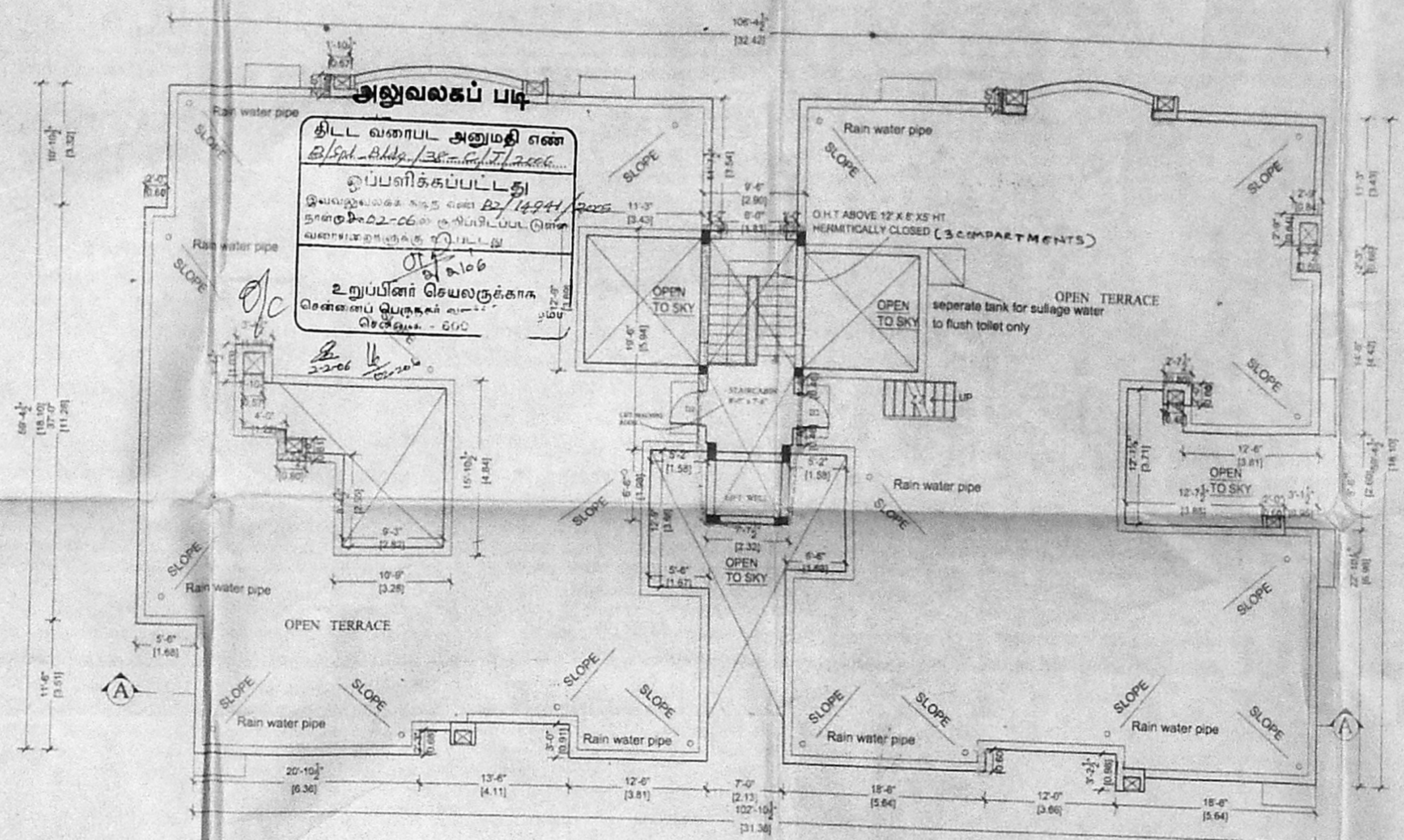
LICENSED SURVEYOR



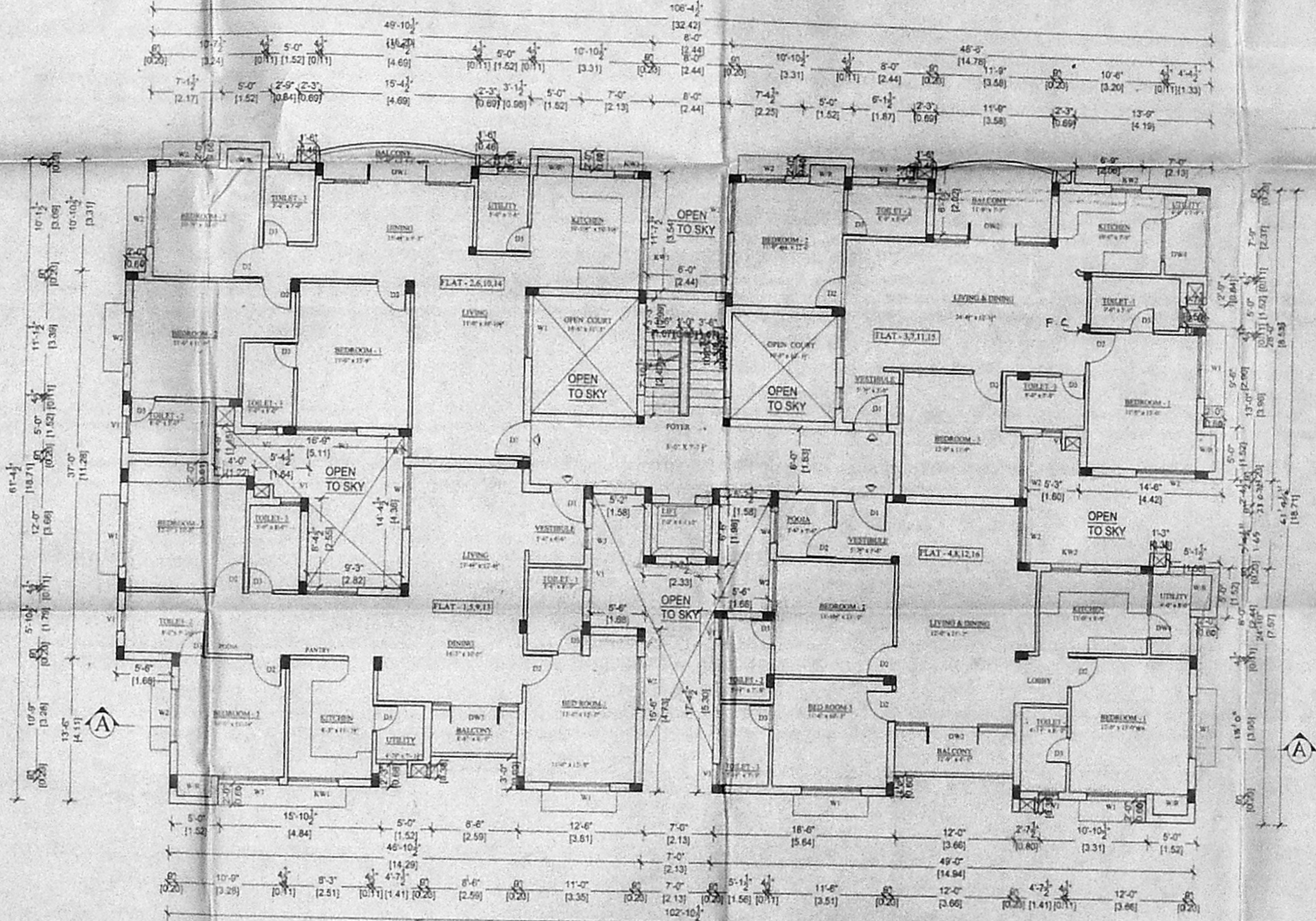
NORTH SIDE ELEVATION



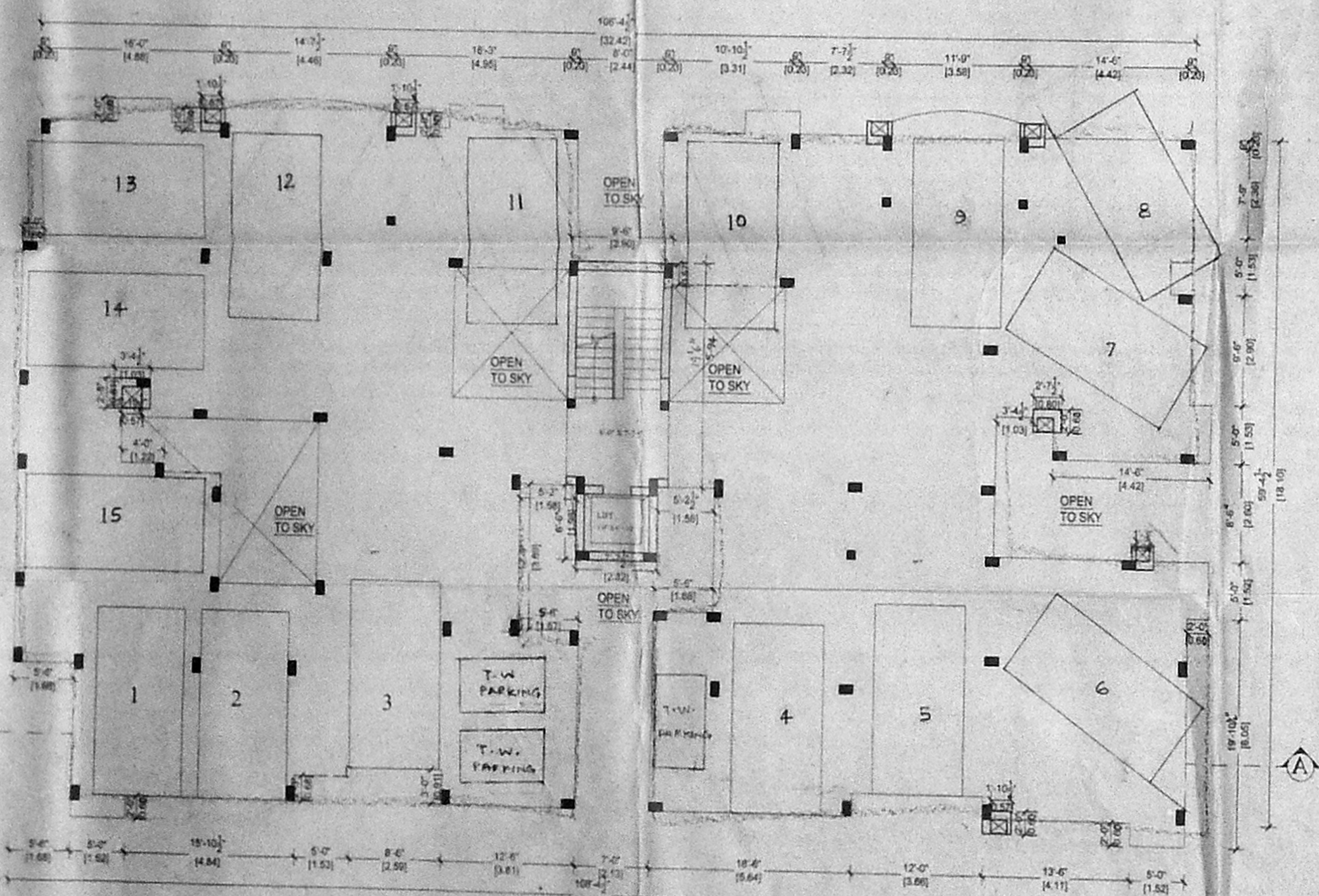
SECTION A-A



TERRACE FLOOR PLAN

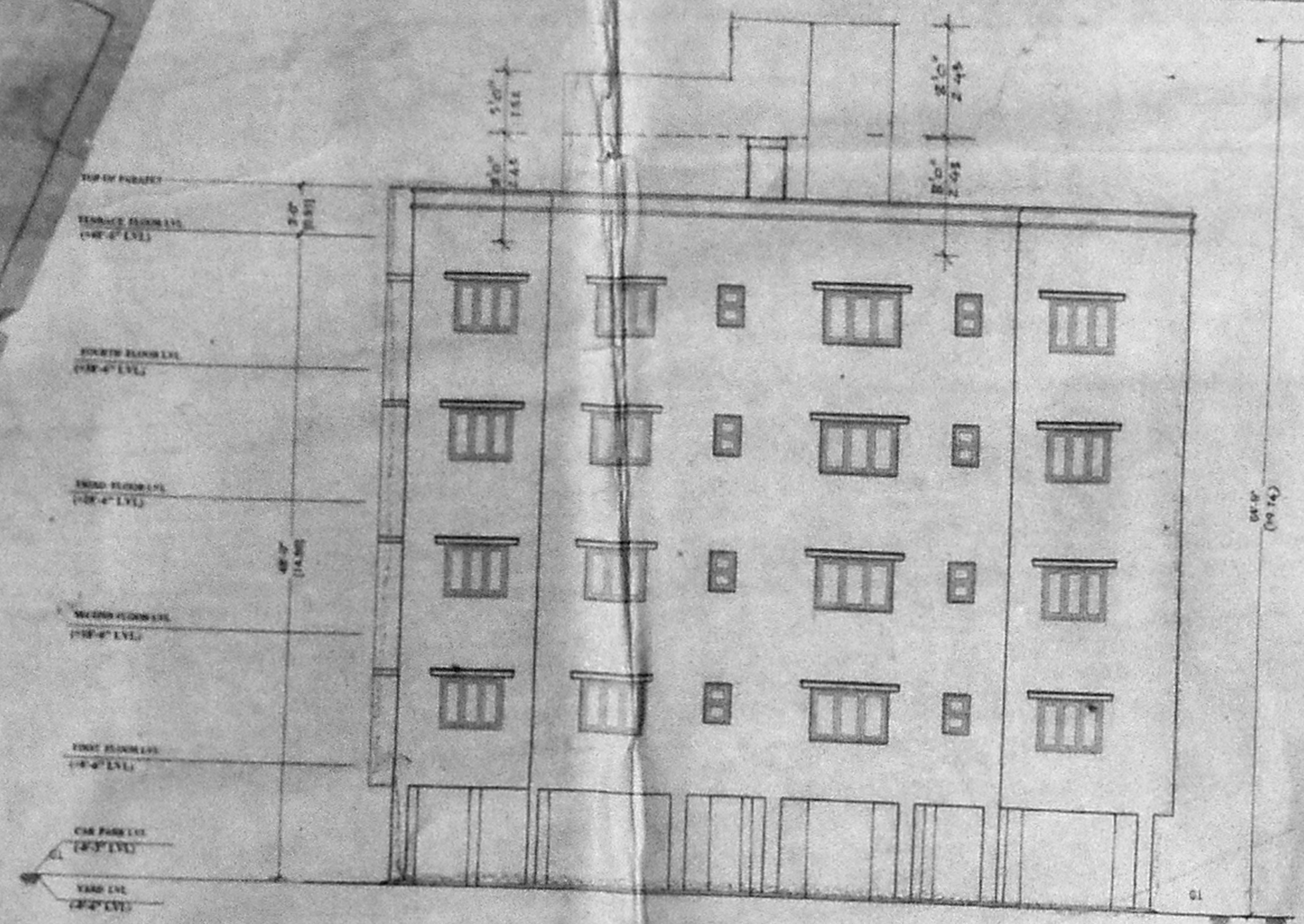


Typical floor plan (First, Second, Third & Fourth Floors)

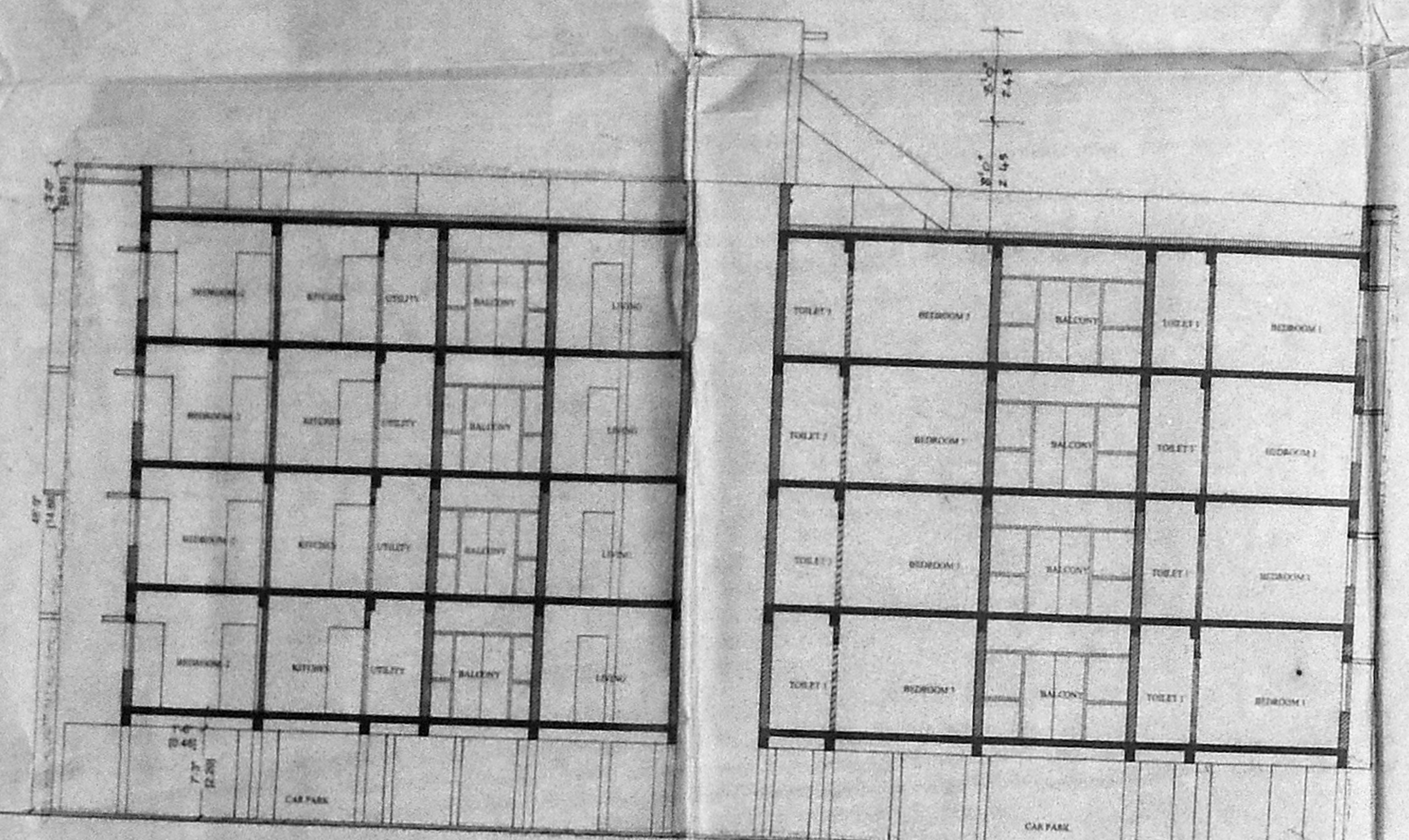


Stilt floor plan

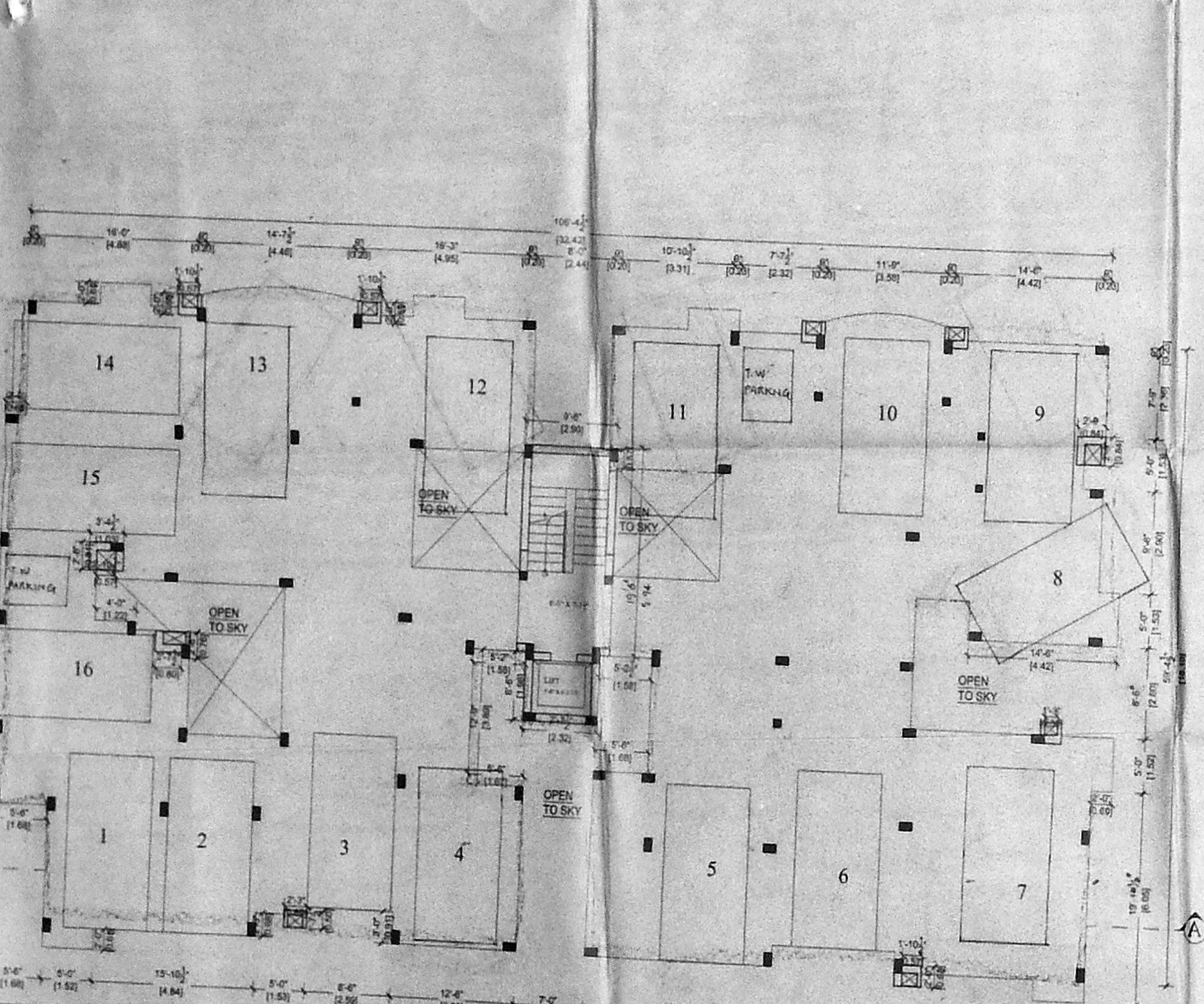




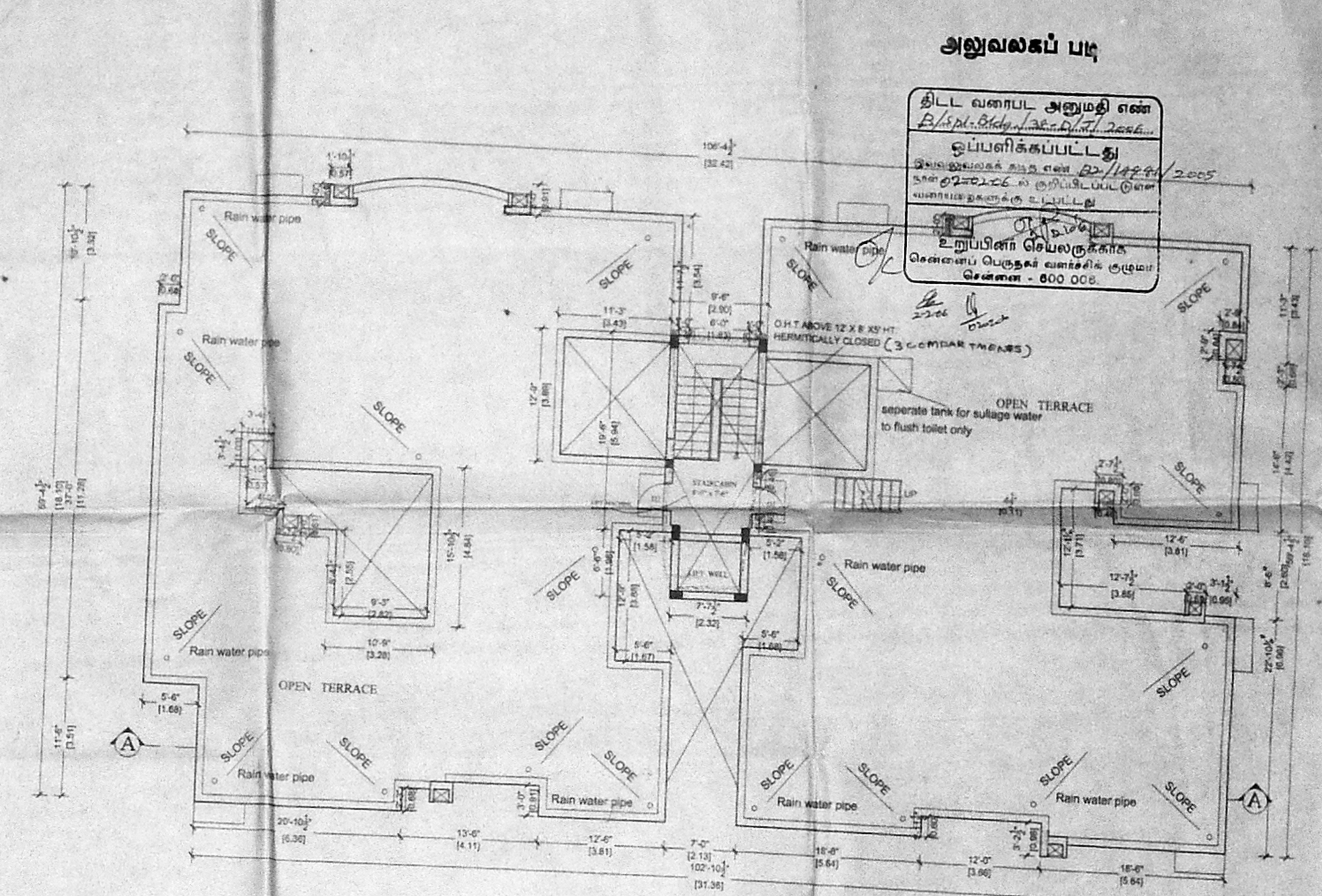
ELEVATION



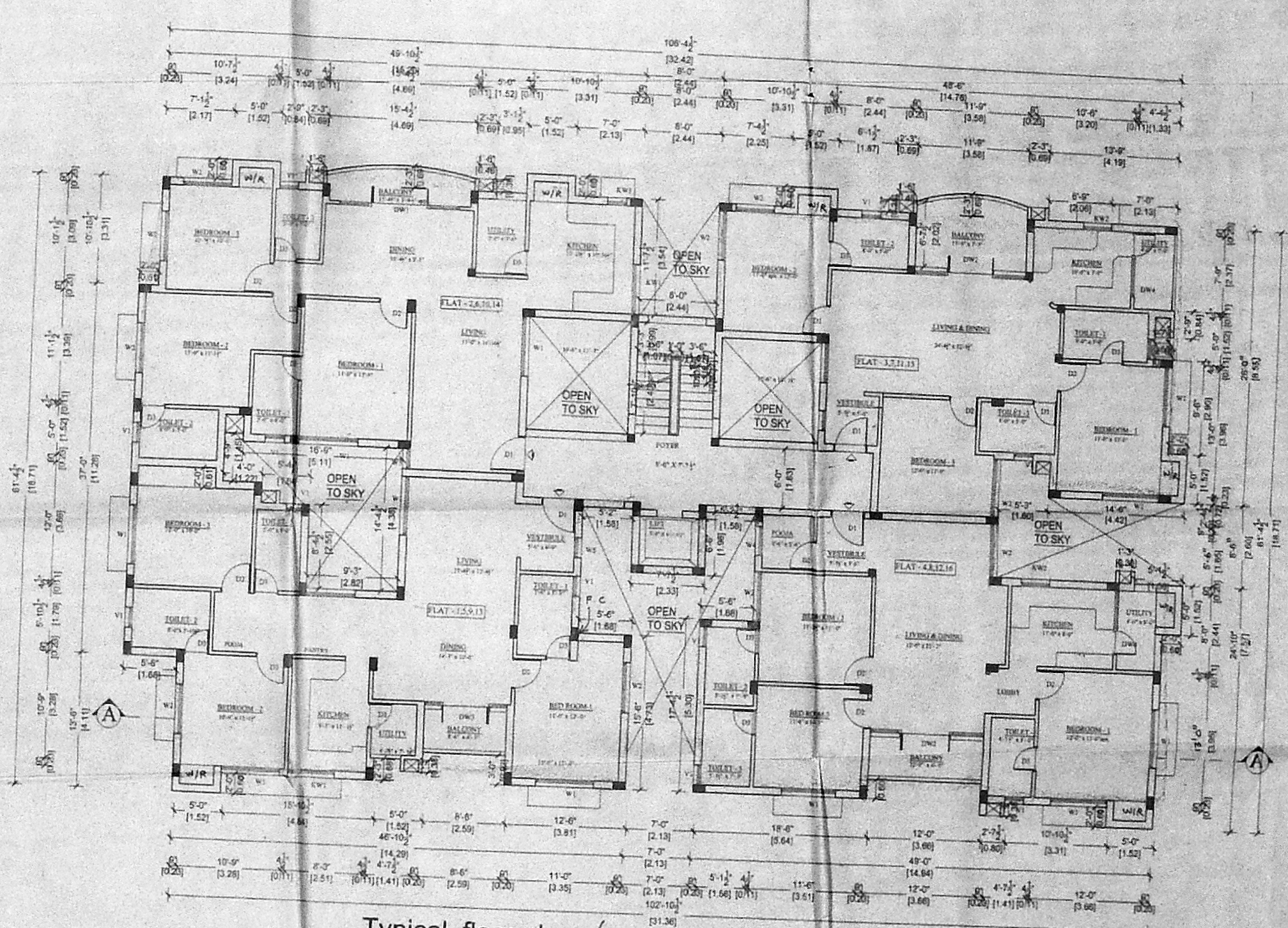
SECTION A-A



Stilt floor plan



TERRACE FLOOR PLAN



Typical floor plan (First, Second, Third, & Fourth Floors)

30-12-2006  
 1106  
 1106

SHEET NO. 4/10

SCHEDULE OF JOINERY 118 X 90

DESCRIPTION	FEET
DOOR D	3.4 x 7.0
DOOR D1, C	3.4 x 7.0
DOOR D2	2.4 x 7.0
FRENCH DOOR FD	6.0 x 7.0
WINDOW W	6.0 x 4.0
WINDOW W1	4.0 x 4.0
VENTILATOR V1	2.0 x 2.0

- SPECIFICATION
1. P.C.C IN CC 1:4:8 in M-20 Grade
  2. M-25 Grade Concrete to be used for R.C.C. Works
  3. 230 mm Brick work in CM 1:5
  4. 115 mm Brick work in CM 1:5
  5. Plastering the ceiling in CM 1:3
  6. Plastering the walls in CM 1:4
  7. Weathering course in brick jolly lime concrete with a course of flat tiles
  8. The O.H.T. is scientifically closed
  9. The U.G sump is scientifically closed

AREA STATEMENT FOR BLOCK A3

FLOOR	AREA
STILT FLOOR	50.00
GROUND FLOOR	503.74
FIRST FLOOR	503.74
SECOND FLOOR	503.74
THIRD FLOOR	503.74
FOURTH FLOOR	503.74
TOTAL AREA	2036.77

COLOUR INDEX

PROPOSAL	[Symbol]
ROAD	[Symbol]
BOUNDARY	[Symbol]

REFERENCE

SCALE : 1"=8'0"

PROPOSED RESIDENTIAL BUILDING AT  
 S. Nos .173/4pt,173/5pt,173/6pt,173/7A,173/7B,173/7C,  
 185/9pt,185/10 pt, and 185/11pt,  
 OF PERUNGUDI VILLAGE,  
 PLOT NO 1, GREEN ACRES ROAD,  
 PERUNGUDI,  
 CHENNAI, 96,  
 PERUNGUDI TOWN PANCHAYAT,  
 TAMBARAM TALUK,  
 KANCHEEPURAM DISTRICT.

BLOCK A3

OWNER'S SIGNATURE

B. ATHYANAN, S.E.  
 CHARTERED ENGINEER,  
 CIVIL & LAND SURVEYING  
 6, Nallam Street, T. Nagar,  
 Chennai-17. Ph: 2815624  
 Mobile: 31038440







SCHEDULE OF JOINERY

DESCRIPTION	FEET	117 X 88
DOOR	D1	3'-6" x 7'-0"
DOOR	D1, G	3'-0" x 7'-0"
DOOR	D2	2'-6" x 7'-0"
FRENCH DOOR	FD	6'-0" x 7'-0"
WINDOW	W	6'-0" x 4'-0"
WINDOW	W1	4'-0" x 4'-0"
VENTILATOR	V1	2'-0" x 2'-0"

SPECIFICATION

1. P.C.C IN C.C 1:4:8 in M-20 Grade
2. M-25 Grade Concrete to be used for R.C.C. Work
3. 230 mm Brick work in CM 1:5
4. 115 mm Brick work in CM 1:5
5. Plastering the ceiling in CM 1:5
6. Plastering the walls in CM 1:4
7. Weathering course in brick jelly lime concrete with a course of flat tiles
8. The O.H.T is scientifically closed
9. The U.G sump is scientifically closed

AREA STATEMENT FOR BLOCK A5

STILT FLOOR	52.75
FIRST FLOOR	514.45
SECOND FLOOR	514.65
THIRD FLOOR	514.65
FOURTH FLOOR	514.45
TOTAL AREA	2980.95

COLOUR INDEX

PROPOSAL	
ROAD	
BOUNDARY	

REFERENCE

SCALE : 1"=80'

PROPOSED RESIDENTIAL BUILDING AT  
 S. Nos .173/4pt,173/5pt,173/6pt,173/7A,173/7B,173/7C,  
 185/9pt,185/10 pt, and 185/11pt,  
 OF PERUNGUDI VILLAGE,  
 PLOT NO 1, GREEN ACRES ROAD,  
 PERUNGUDI,  
 CHENNAI, 96  
 PERUNGUDI TOWN PANCHAYAT,  
 TAMBARAM TALUK,  
 KANCHEEPURAM DISTRICT.

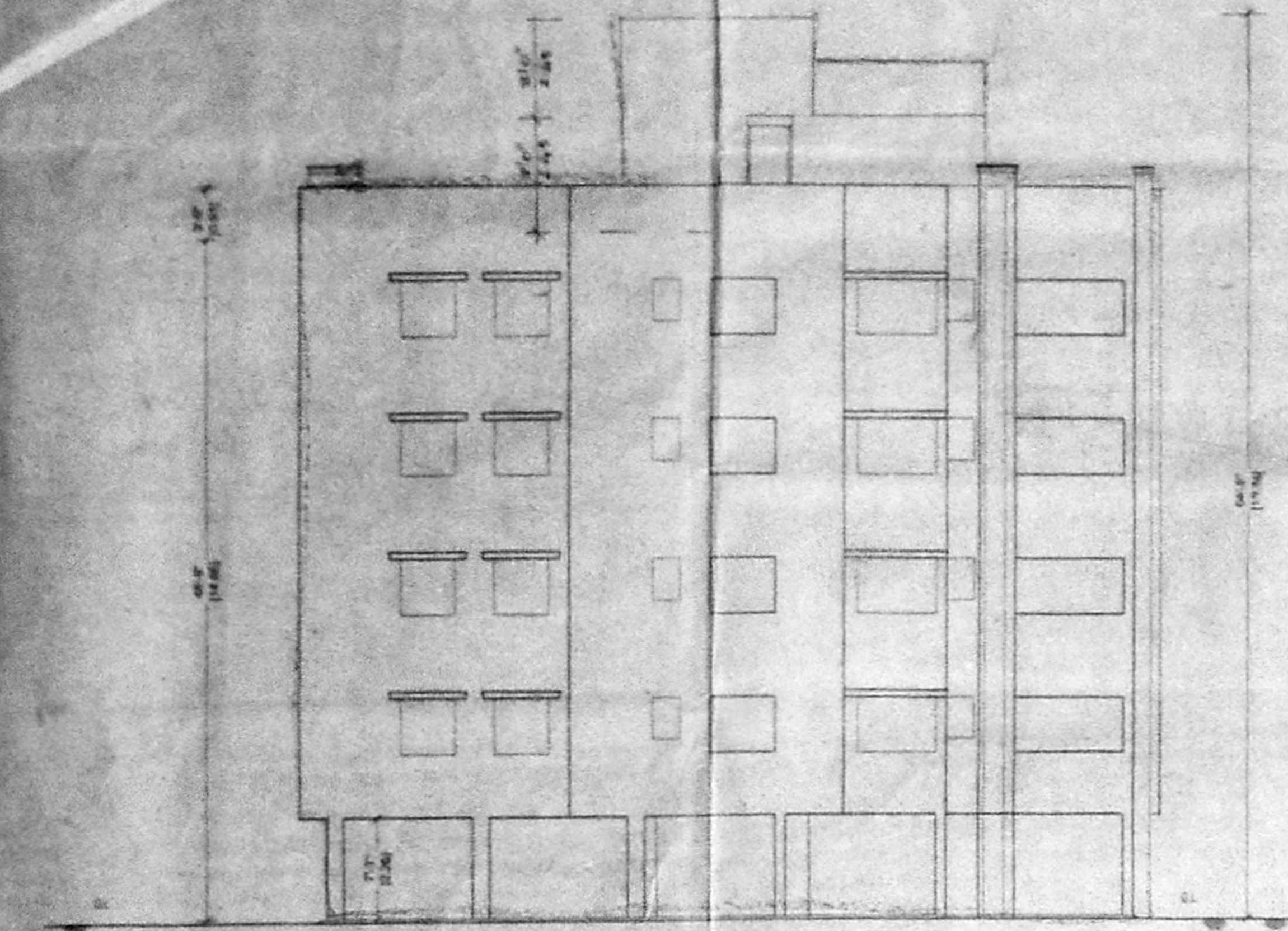
BLOCK - A5

OWNER'S SIGNATURE

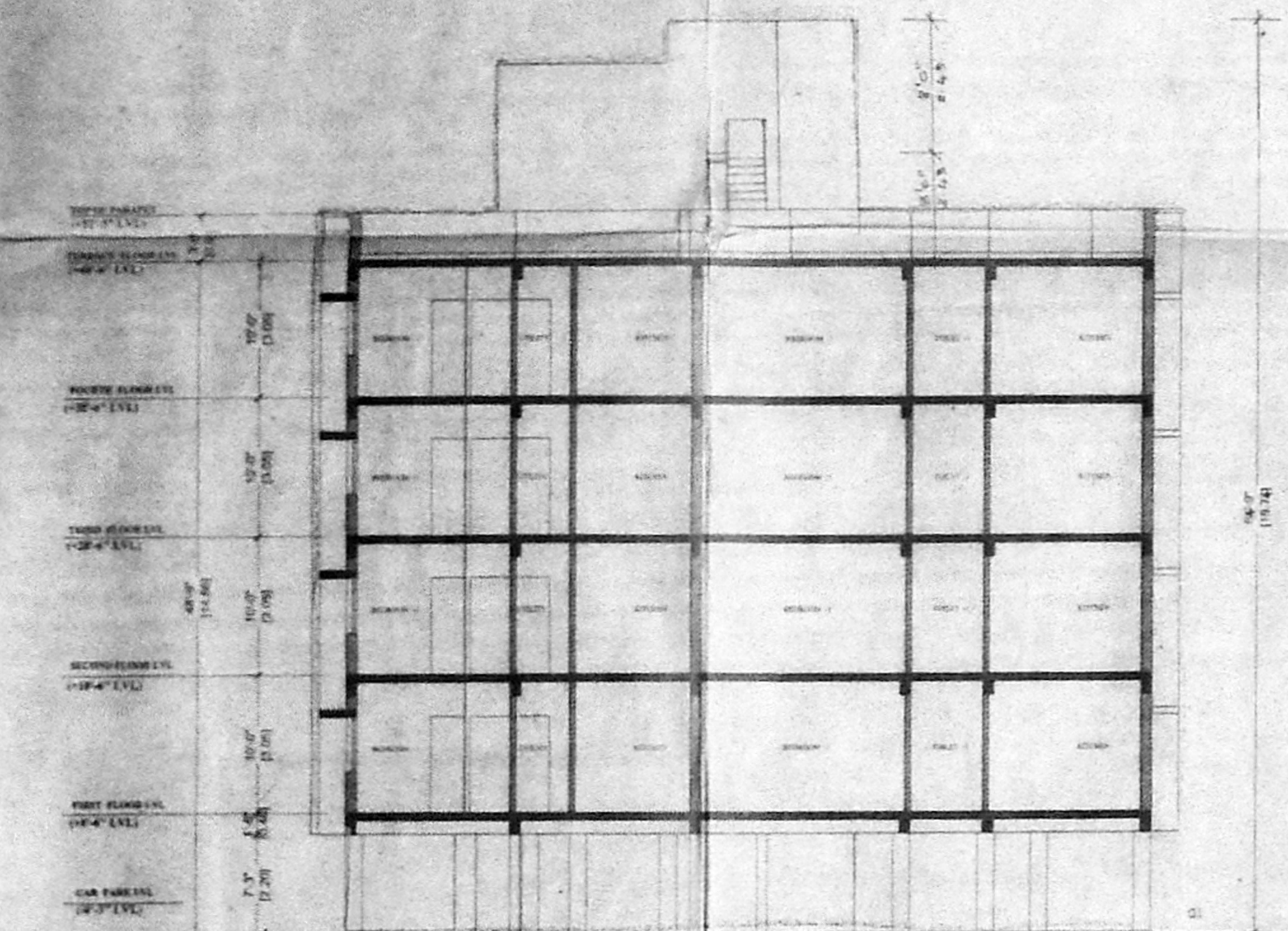
B. ATHYANAN, B.E.,  
 CHARTERED ENGINEER,  
 Civil & Licensed Surveyor No. 129  
 Corporation of Chennai  
 5, Madhavani Street, T. Nagar,  
 Chennai-17. Ph: 2816624  
 Mobile: 91208440.

LICENSED SURVEYOR

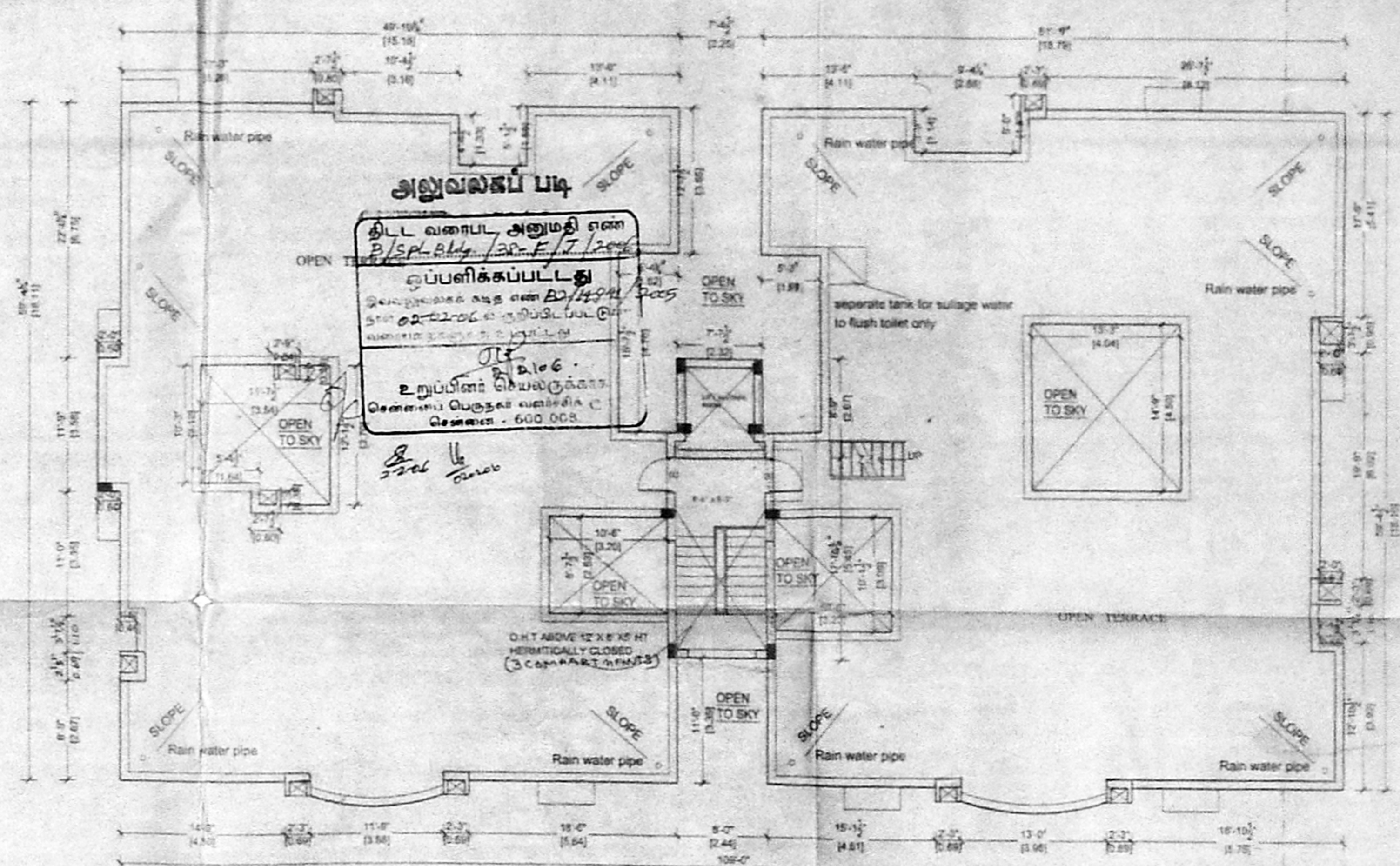
பொது வாரியம் - 11  
 No. 30-12-2005  
 ச. எண் 14941/2005  
 த. எண் 11/06  
 உ. தி. சி. சி.



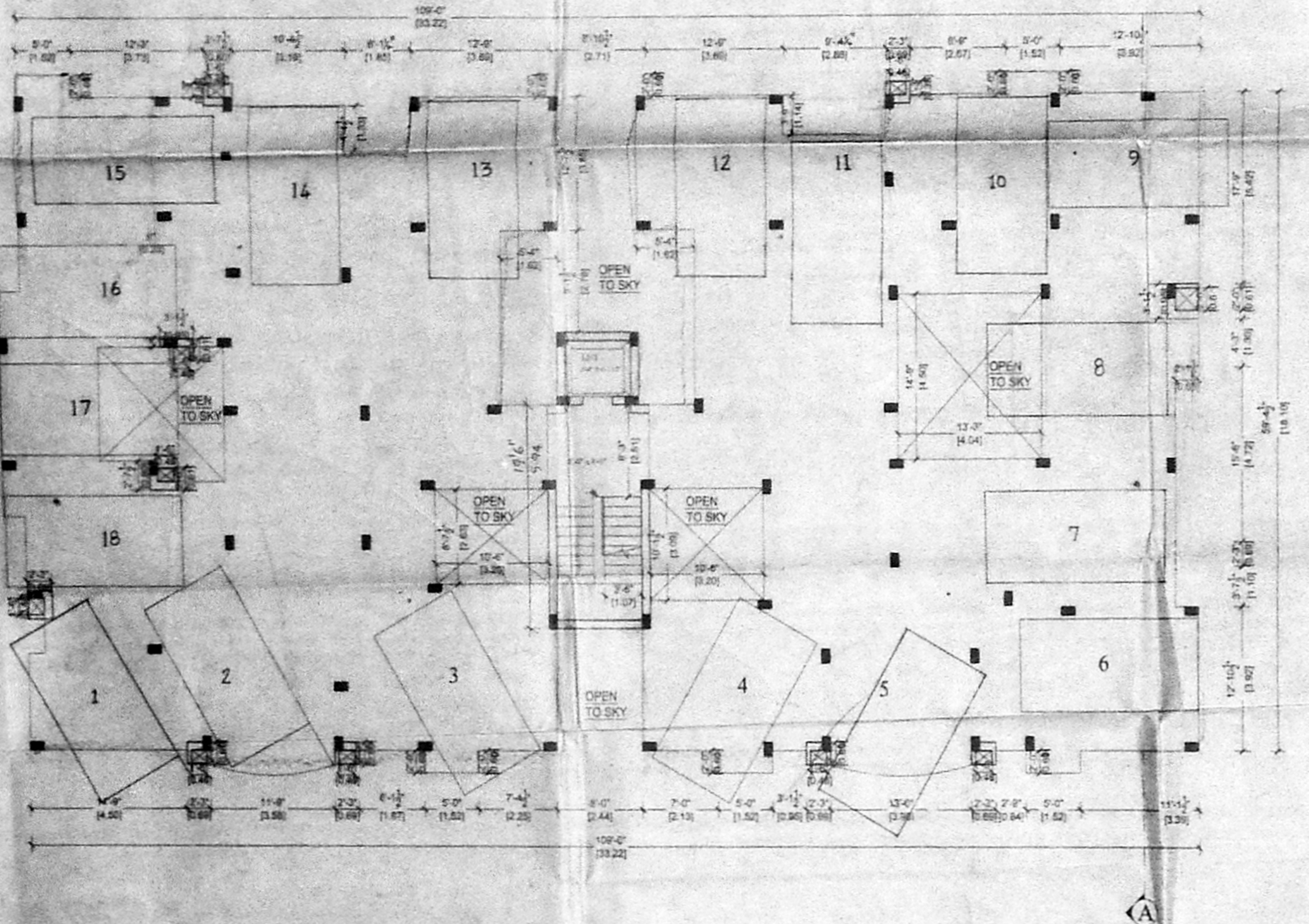
ELEVATION



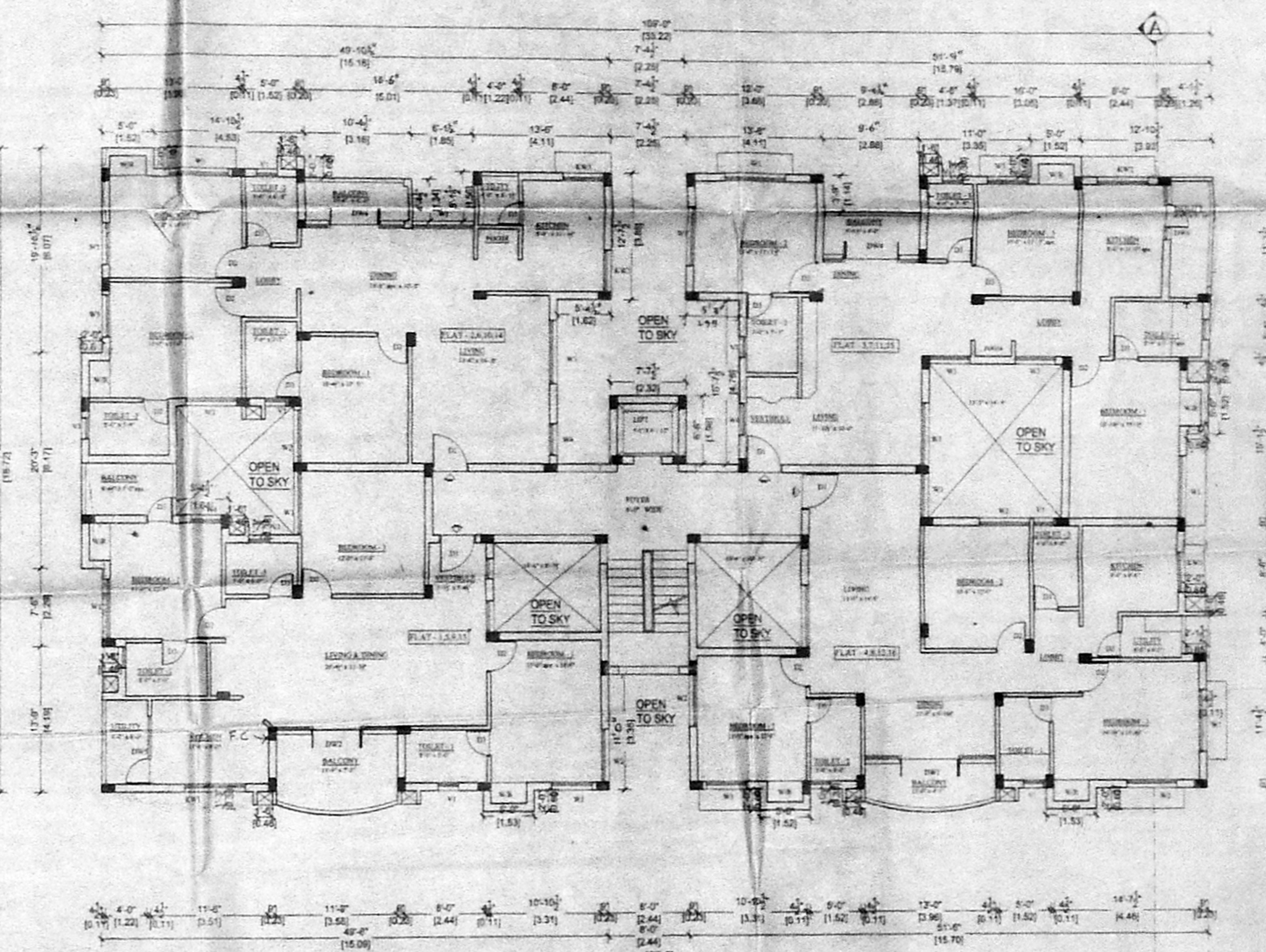
SECTION A-A



TERRACE FLOOR PLAN



Stilt floor plan



Typical floor plan  
 First, Second, Third & Fourth Floors



செய்த நாள் 30-12-2005  
 திட்ட எண் 11  
 திட்ட எண் 02/147/1/2005  
 உதவி இயக்குநர்  
 தி. உ. 1/100  
 உ. தி. அ. தி. தி. அ.

SCHEDULE OF JOINERY 116 x 89

DESCRIPTION	FEET
DOOR	D 3'-6" x 7'-0"
DOOR	D1, G 3'-0" x 7'-0"
DOOR	D2 2'-6" x 7'-0"
FRENCH DOOR	FD 6'-0" x 7'-0"
WINDOW	W 6'-0" x 4'-0"
WINDOW	W1 4'-0" x 4'-0"
VENTILATOR	V1 2'-0" x 2'-0"

SPECIFICATION

1. P.C.C IN CC 1:4:8 in M-20 Grade
2. M-25 Grade Concrete to be used for R.C.C. Works
3. 230 mm Brick work in CM 1:5
4. 115 mm Brick work in CM 1:5
5. Plastering the ceiling in CM 1:3
6. Plastering the walls in CM 1:4
7. Weathering course in brick jelly lime concrete with a course of flat tiles
8. The O.H.T is scientifically closed
9. The U.G sump is scientifically closed

AREA STATEMENT FOR BLOCK A6

FLOOR	AREA
STILT FLOOR	22.37
FIRST FLOOR	514.65
SECOND FLOOR	514.65
THIRD FLOOR	514.65
FOURTH FLOOR	514.65
TOTAL AREA	2080.97

COLOUR INDEX

PROPOSAL	
ROAD	
BOUNDARY	

REFERENCE

SCALE : 1"=80'



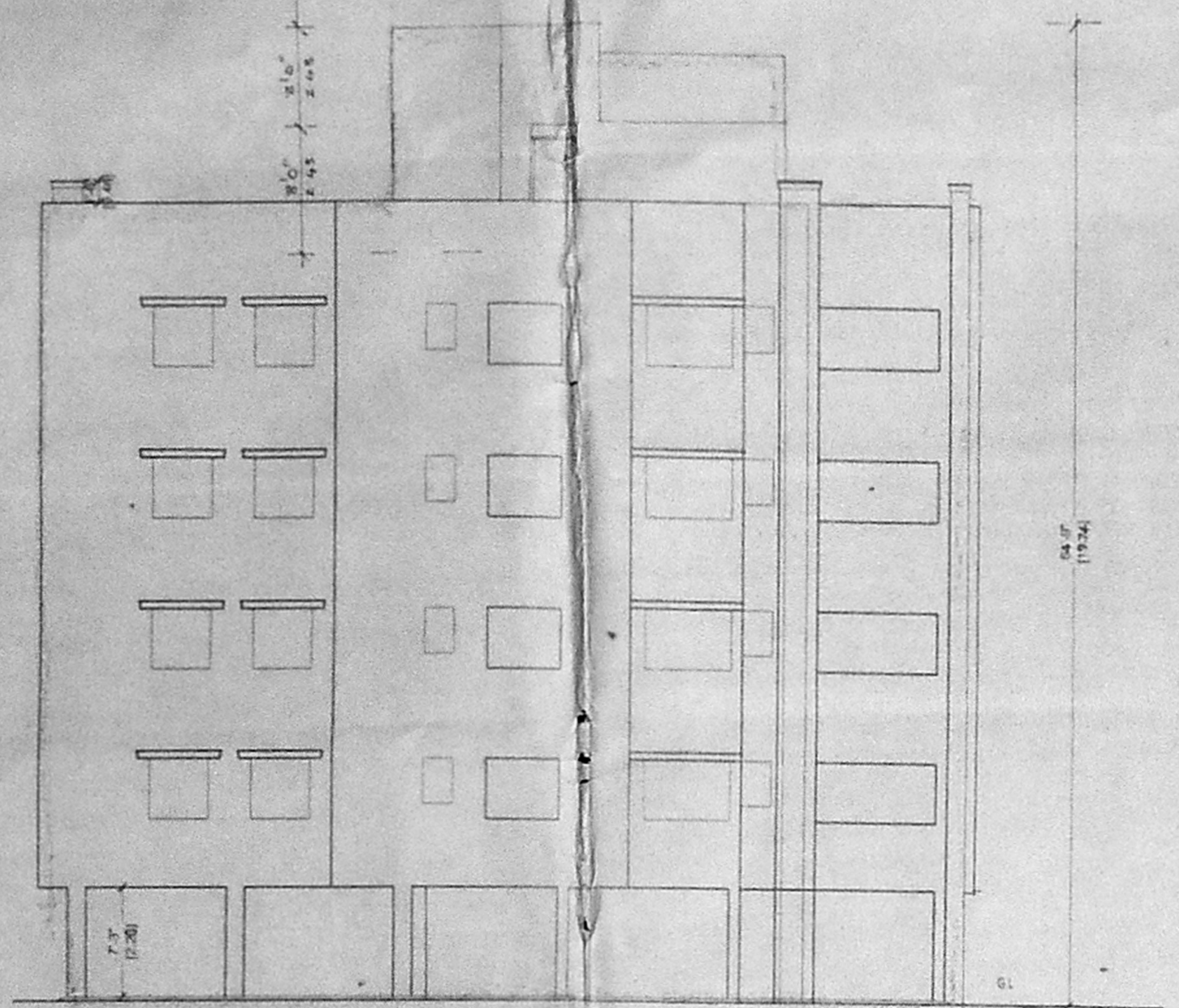
PROPOSED RESIDENTIAL BUILDING AT  
 S. Nos. 173/4pt, 173/5pt, 173/6pt, 173/7A, 173/7B, 173/7C,  
 185/9pt, 185/10 pt, and 185/11pt,  
 OF PERUNGUDI VILLAGE,  
 PLOT NO. 1, GREEN ACRES ROAD,  
 PERUNGUDI,  
 CHENNAI - 600 006.  
 PERUNGUDI TOWN PANCHAYAT,  
 TAMBARAM TALUK,  
 KANCHEEPURAM DISTRICT.

BLOCK - A6

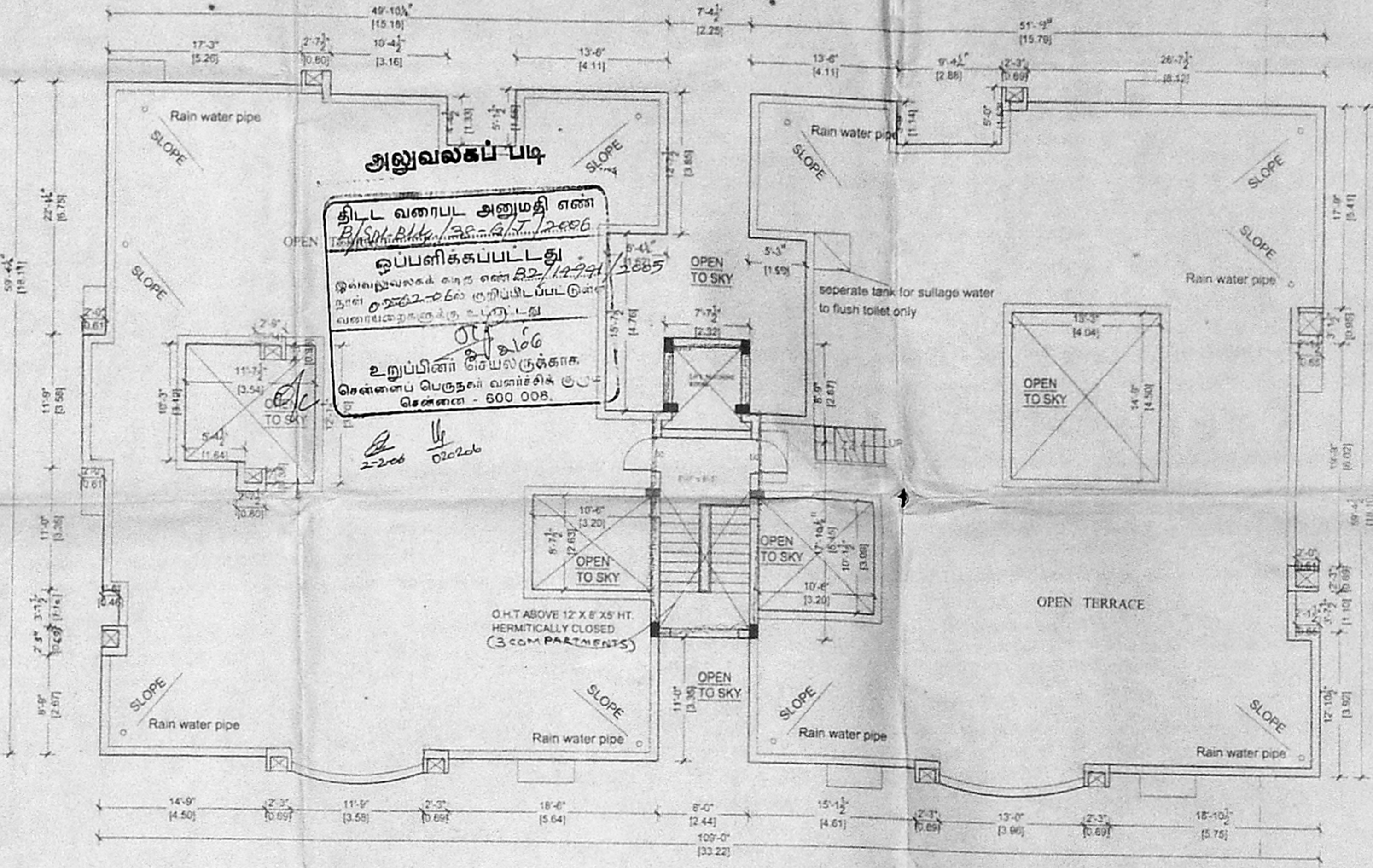
*(Signature)*  
 OWNER'S SIGNATURE

B. ATHIYANAN, B.L.  
 CHARTERED ENGINEER  
 Class 1, Licensed Surveyor No. 16  
 C. - Division of Chennai  
 5, Nallur Street, T. Nagar  
 Chennai-17. Ph: 2816624  
 Mobile: 91008460.

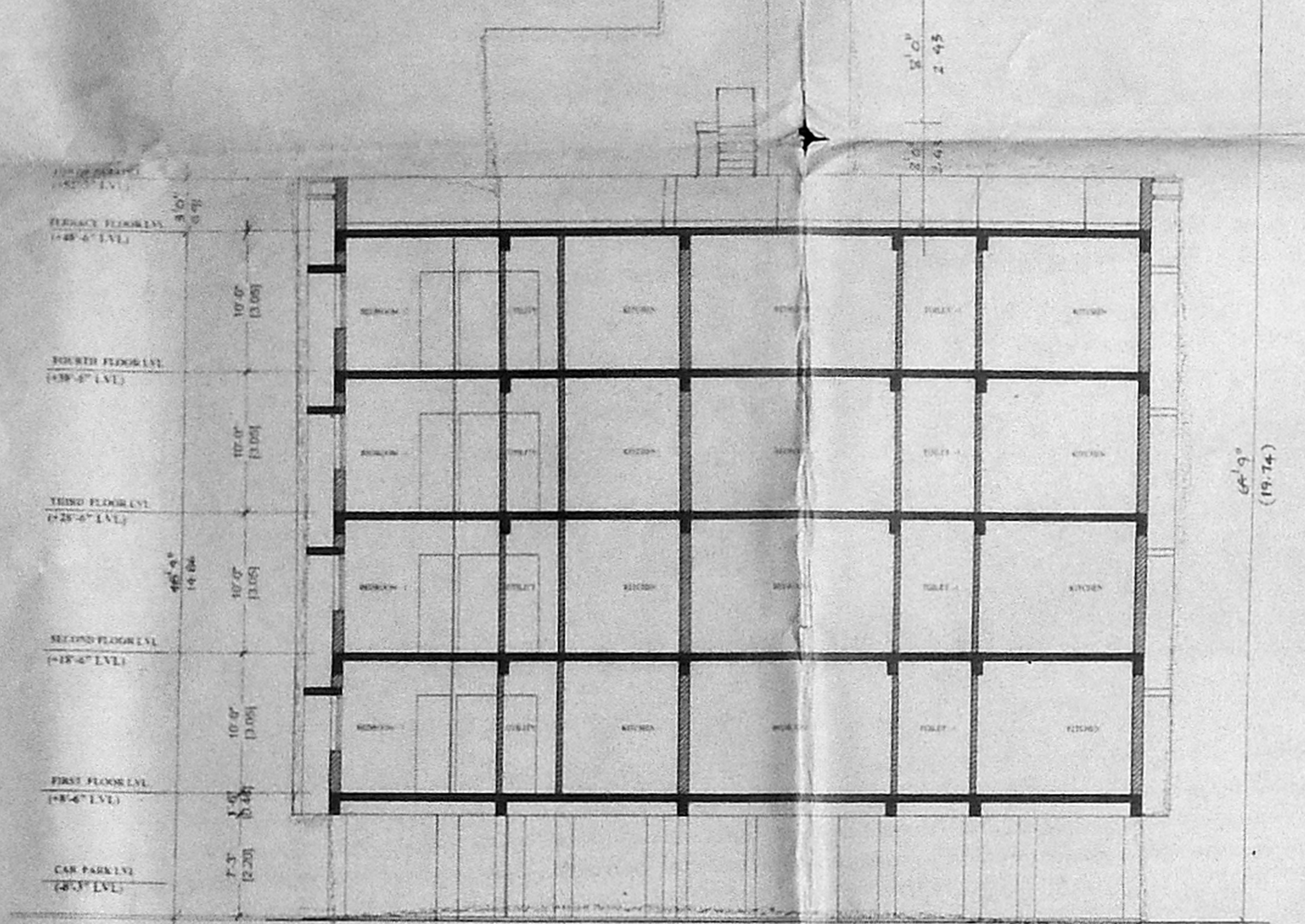
LICENSED SURVEYOR



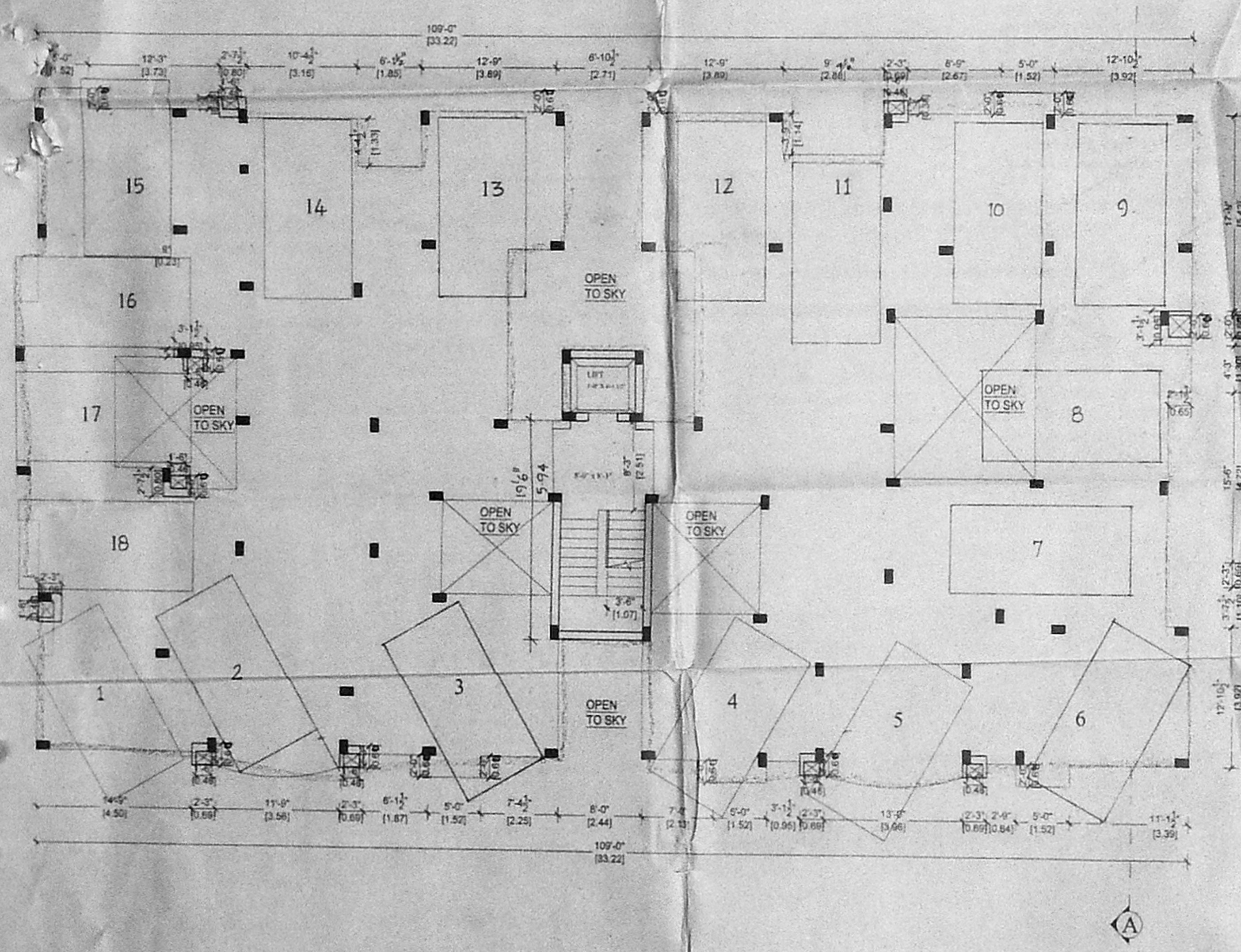
NORTH SIDE ELEVATION



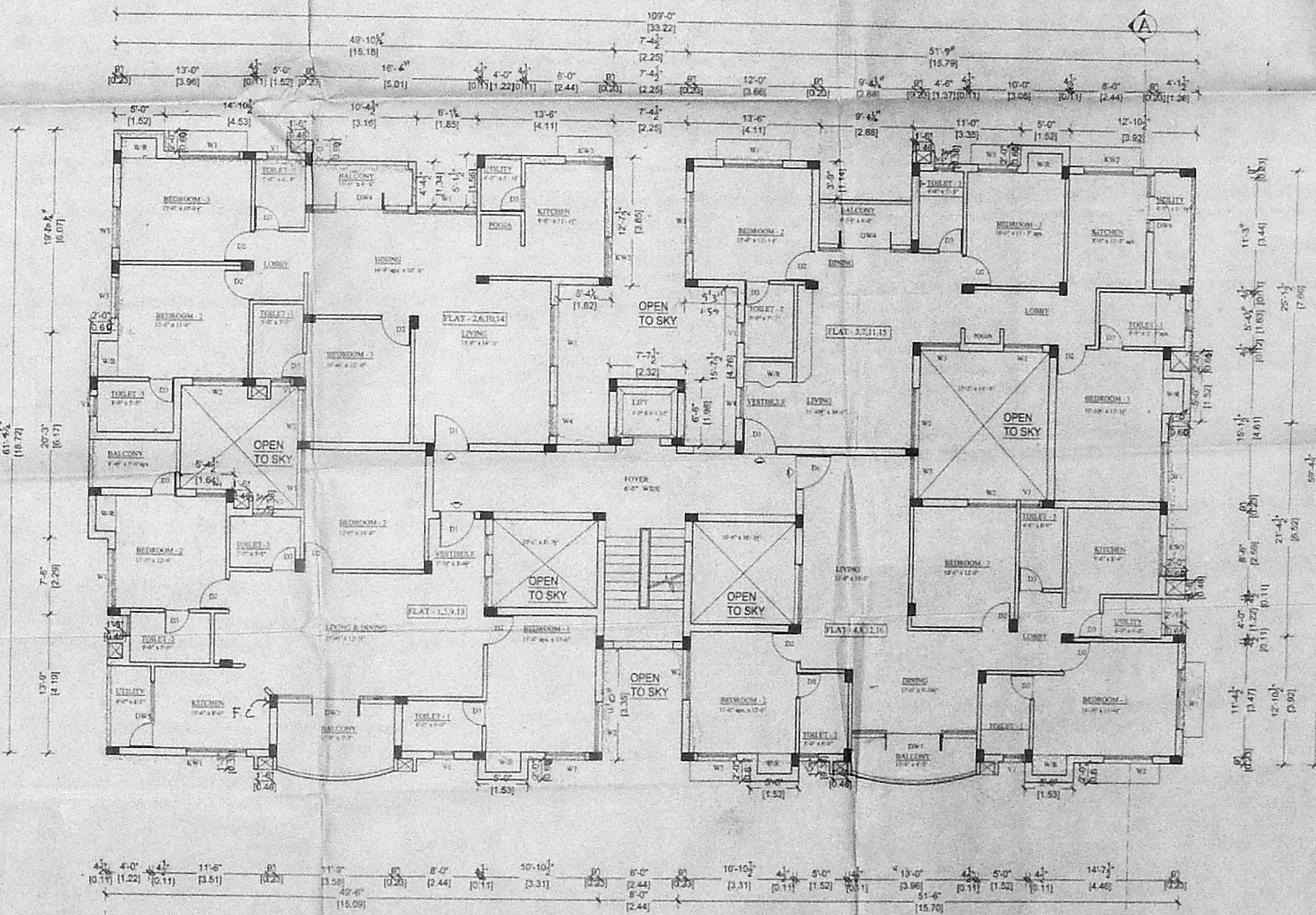
TERRACE FLOOR PLAN



SECTION A-A

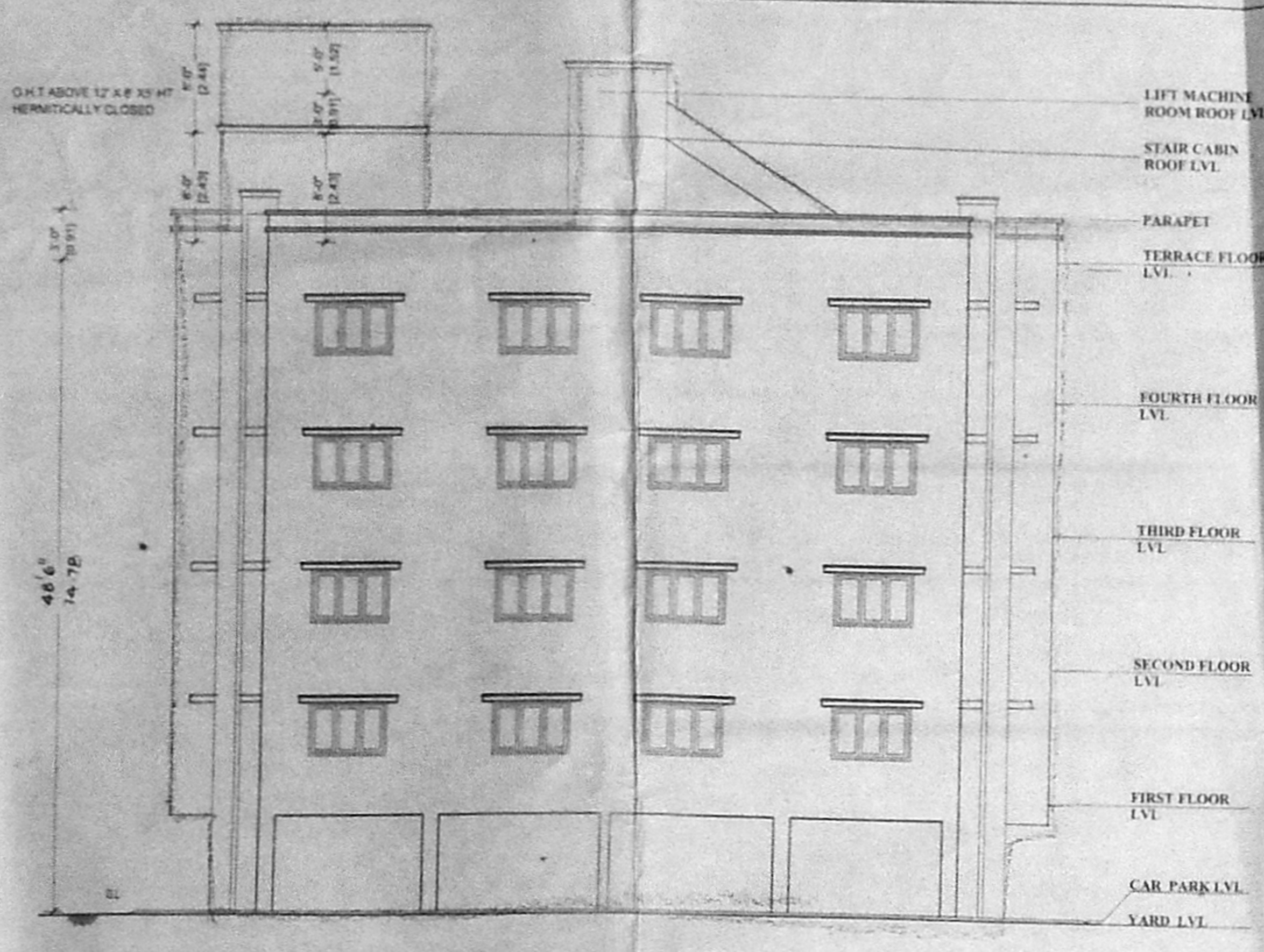


Stilt floor plan

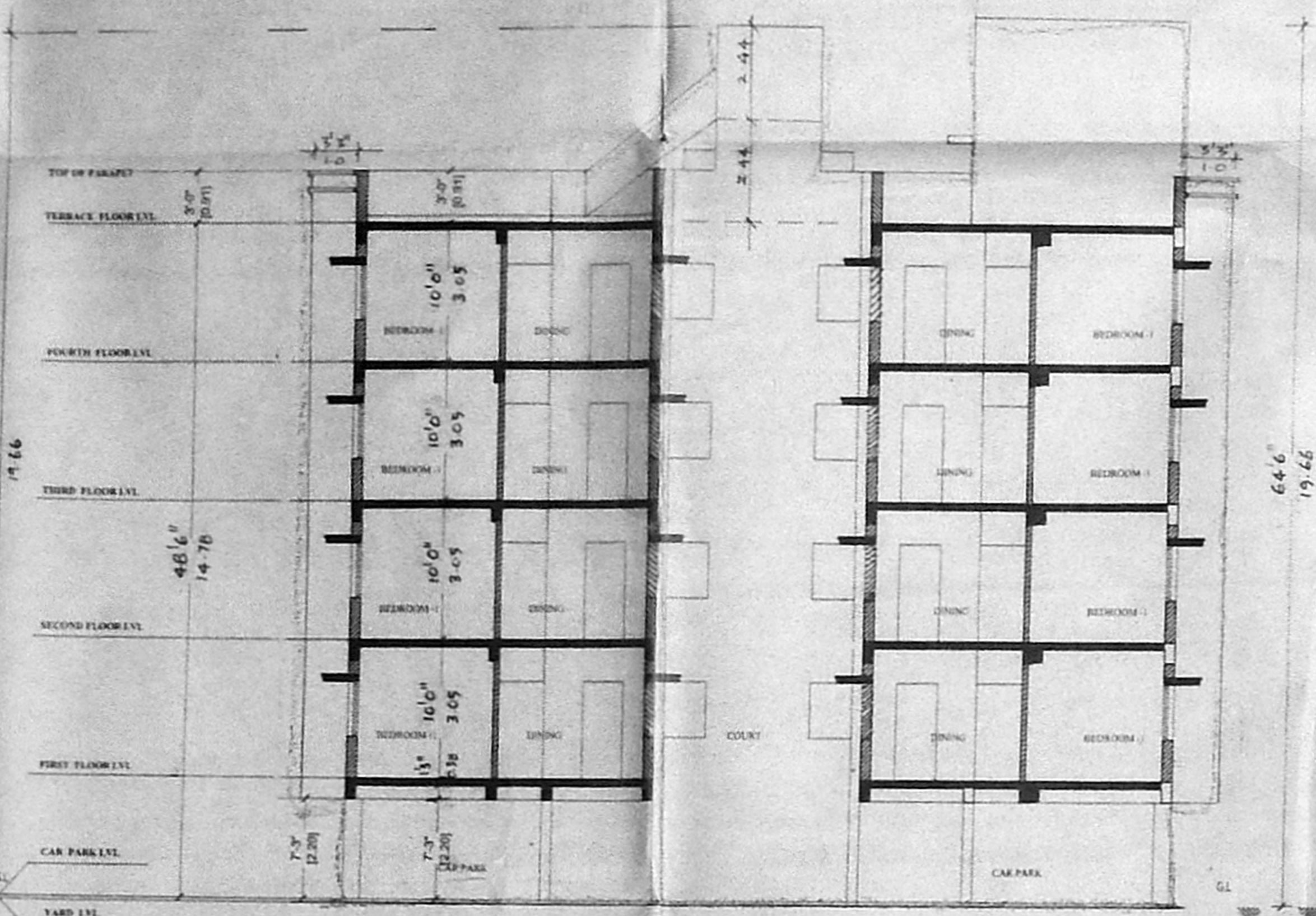


Typical floor plan  
 (First, Second, Third & Fourth Floors)

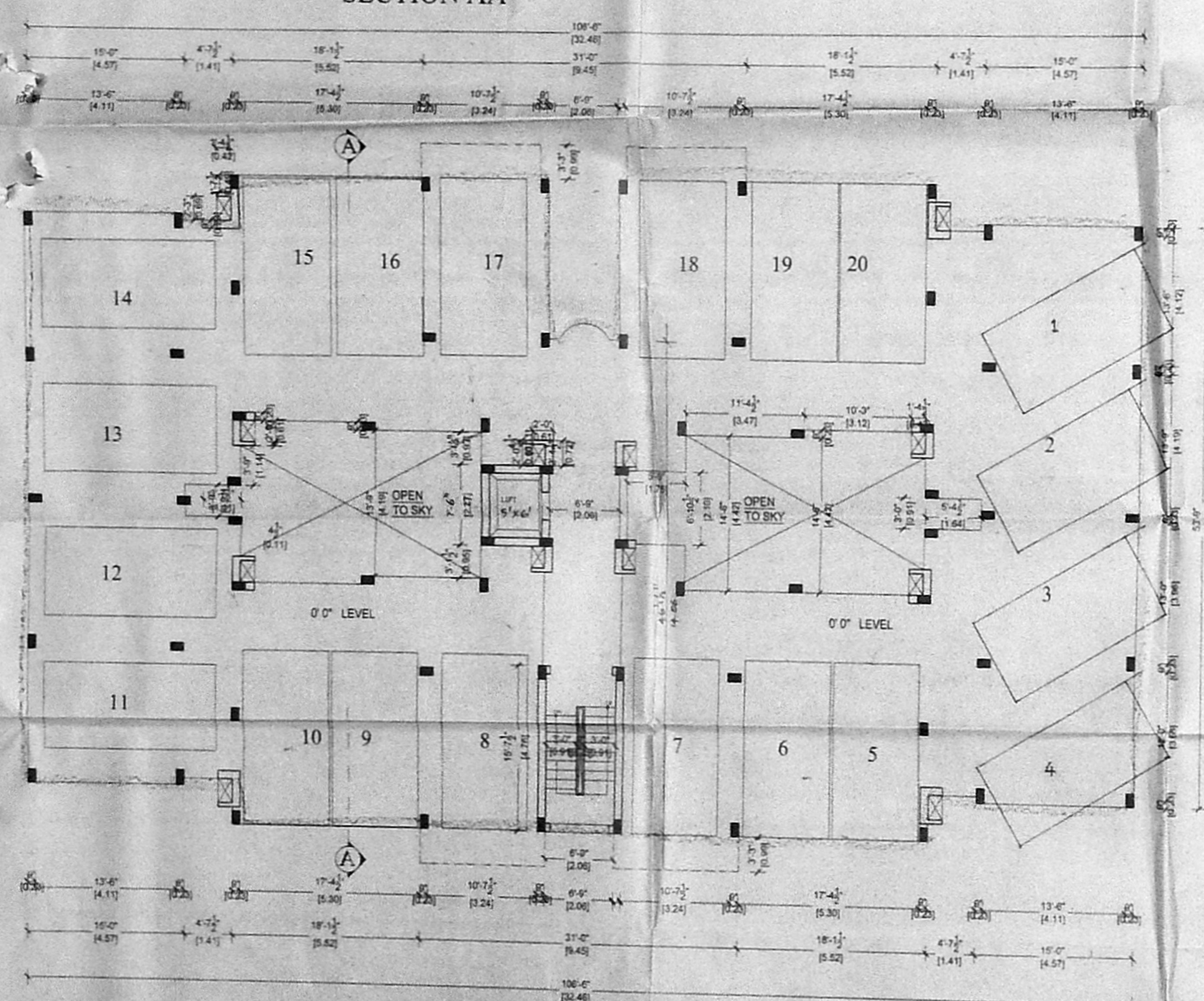




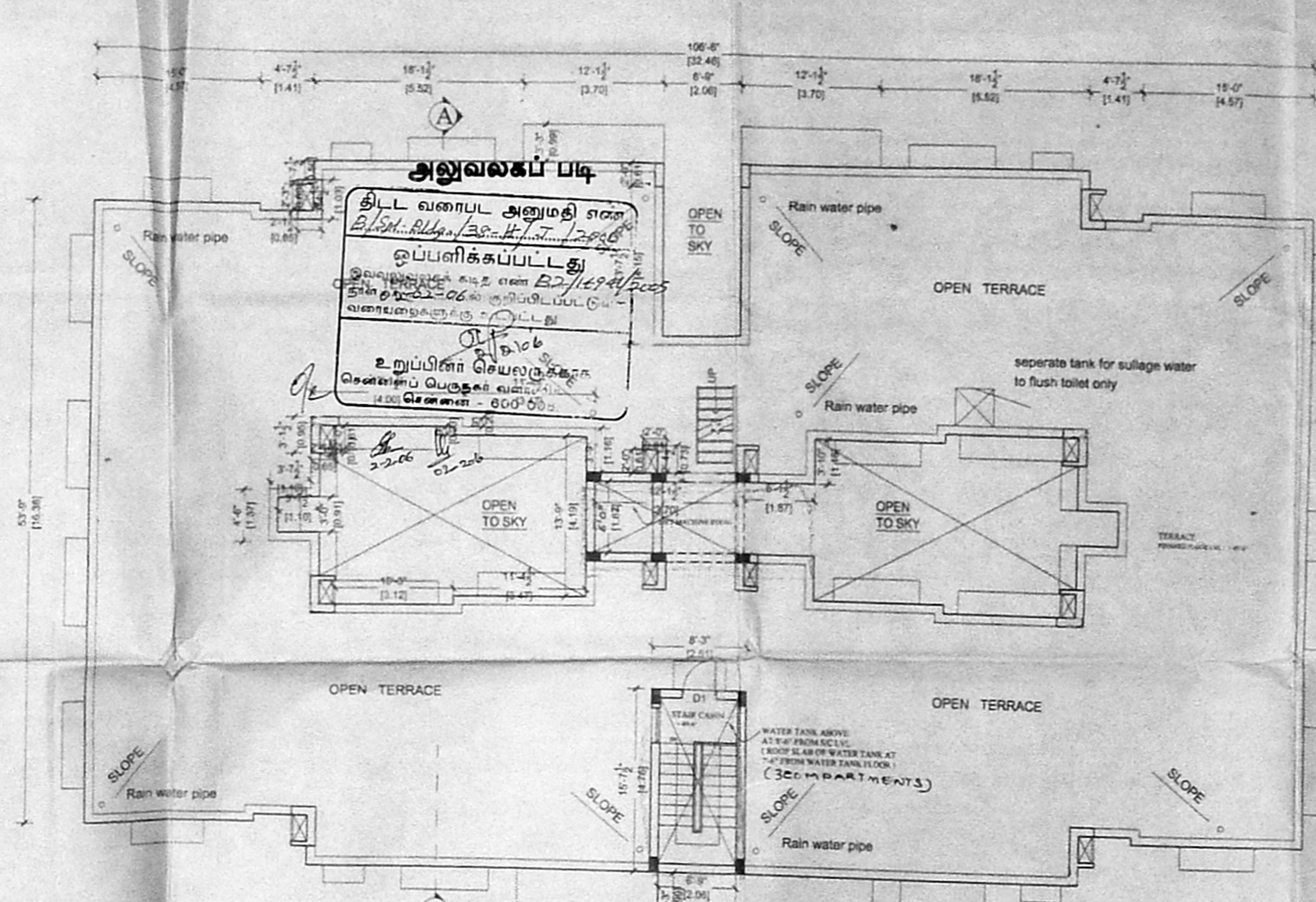
ELEVATION



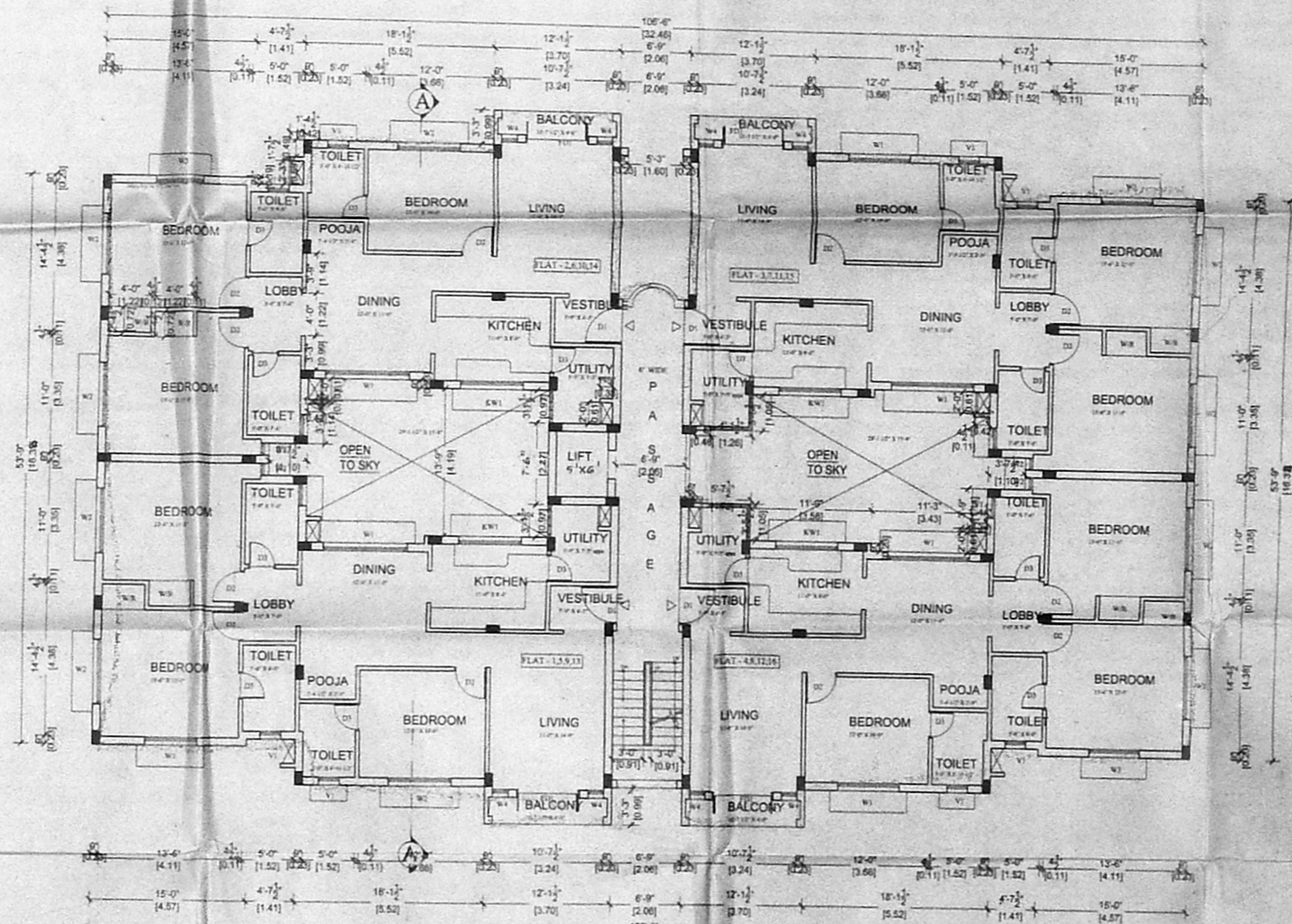
SECTION AA



Stilt floor plan



TERRACE FLOOR PLAN



Typical floor plan  
(First, Second, Third & Fourth Floors)

பொது அளவைகள் - 11  
 30-12-2005  
 ச. அ. சி. சி. (3)  
 5. எண். 22/1149/1/2005  
 உத்தரவு  
 தி. உ. 1/100  
 உ. தி. அ. தி. தி. அ.

SHEET NO. 1 / 10

SCHEDULE OF JOINERY 115 x 90		
DESCRIPTION		FEET
DOOR	D	3'-6" x 7'-0"
DOOR	D1, G	3'-0" x 7'-0"
DOOR	D2	2'-4" x 7'-0"
FRENCH DOOR	FD	6'-0" x 7'-0"
WINDOW	W	6'-0" x 4'-0"
WINDOW	W1	4'-0" x 4'-0"
VENTILATOR	V1	2'-0" x 2'-0"

- SPECIFICATION**
- P.C.C IN C.C 1:4:8 in M-20 Grade
  - M-25 Grade Concrete to be used for R.C.C. Works
  - 230 mm Brick work in CM 1:3
  - 115 mm Brick work in CM 1:3
  - Plastering the ceiling in CM 1:3
  - Plastering the walls in CM 1:4
  - Weathering course in brick jelly lime concrete with a course of flat tiles
  - The O.H.T is scientifically closed
  - The U.G stamp is scientifically closed

**AREA STATEMENT FOR BLOCK A7**

FLOOR	AREA
STILT FLOOR	40.02
FIRST FLOOR	514.36
SECOND FLOOR	514.36
THIRD FLOOR	514.36
FOURTH FLOOR	514.36
TOTAL AREA	2097.46

**COLOUR INDEX**

PROPOSAL	
ROAD	
BOUNDARY	

**REFERENCE**

SCALE : 1"=8'0"

PROPOSED RESIDENTIAL BUILDING AT  
 S. Nos. 173/4pt, 173/5pt, 173/6pt, 173/7A, 173/18, 173/19,  
 185/9pt, 185/10 pt, and 185/11pt, 173/7C,  
 OF PERUNGUDI VILLAGE,  
 PLOT NO 1, GREEN ACRES ROAD,  
 PERUNGUDI,  
 CHENNAI-96.  
 PERUNGUDI TOWN PANCHAYAT,  
 TAMBARAM TALUK,  
 KANCHEEPURAM DISTRICT.

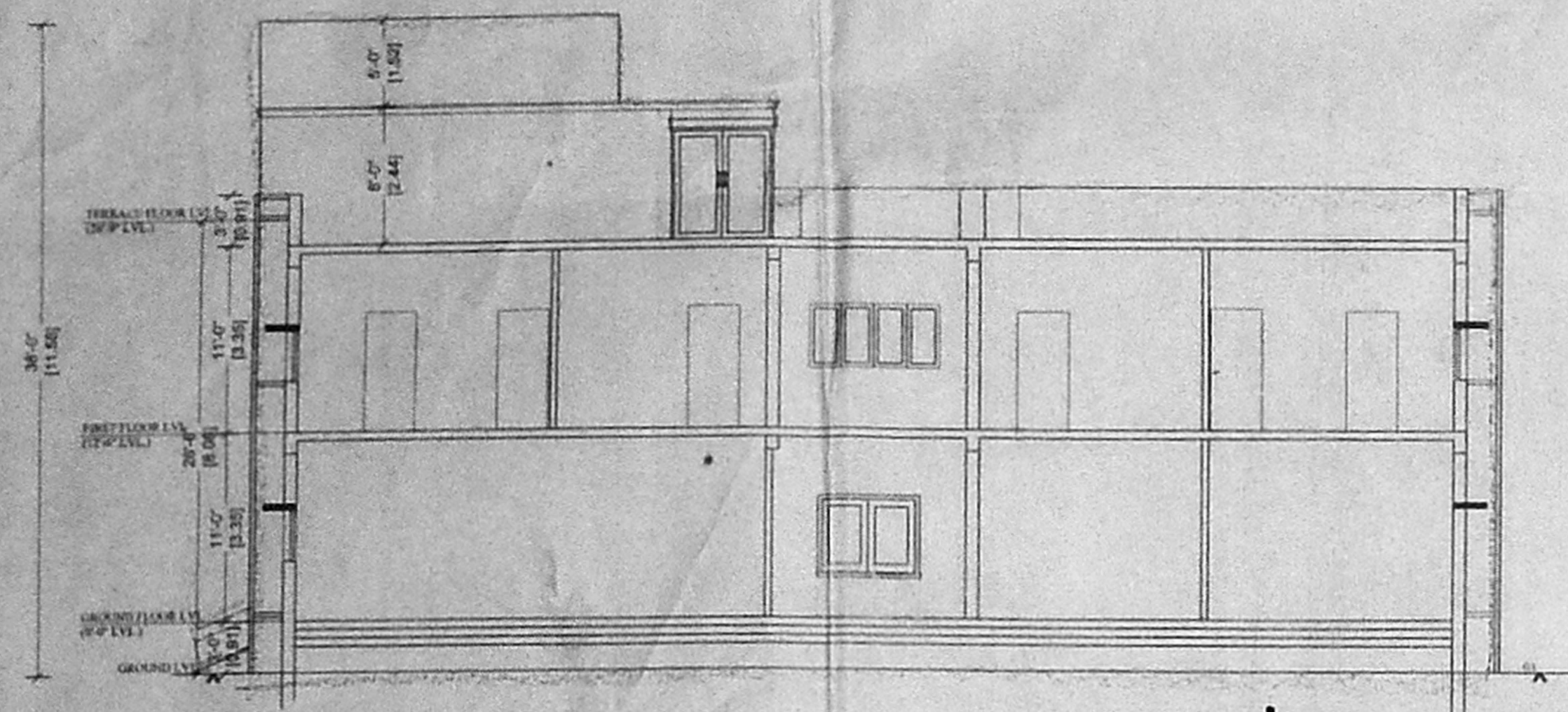
BLOCK - A7

OWNER'S SIGNATURE

S. ATHIYANAN, S.E.  
 CHARTERED ENGINEER,  
 Class I Licensed Surveyor No. 159  
 Corporation of Chennai  
 4, Nallur Street, T. Nagar,  
 Chennai-17. Ph: 28126024  
 Mobile: 9109040

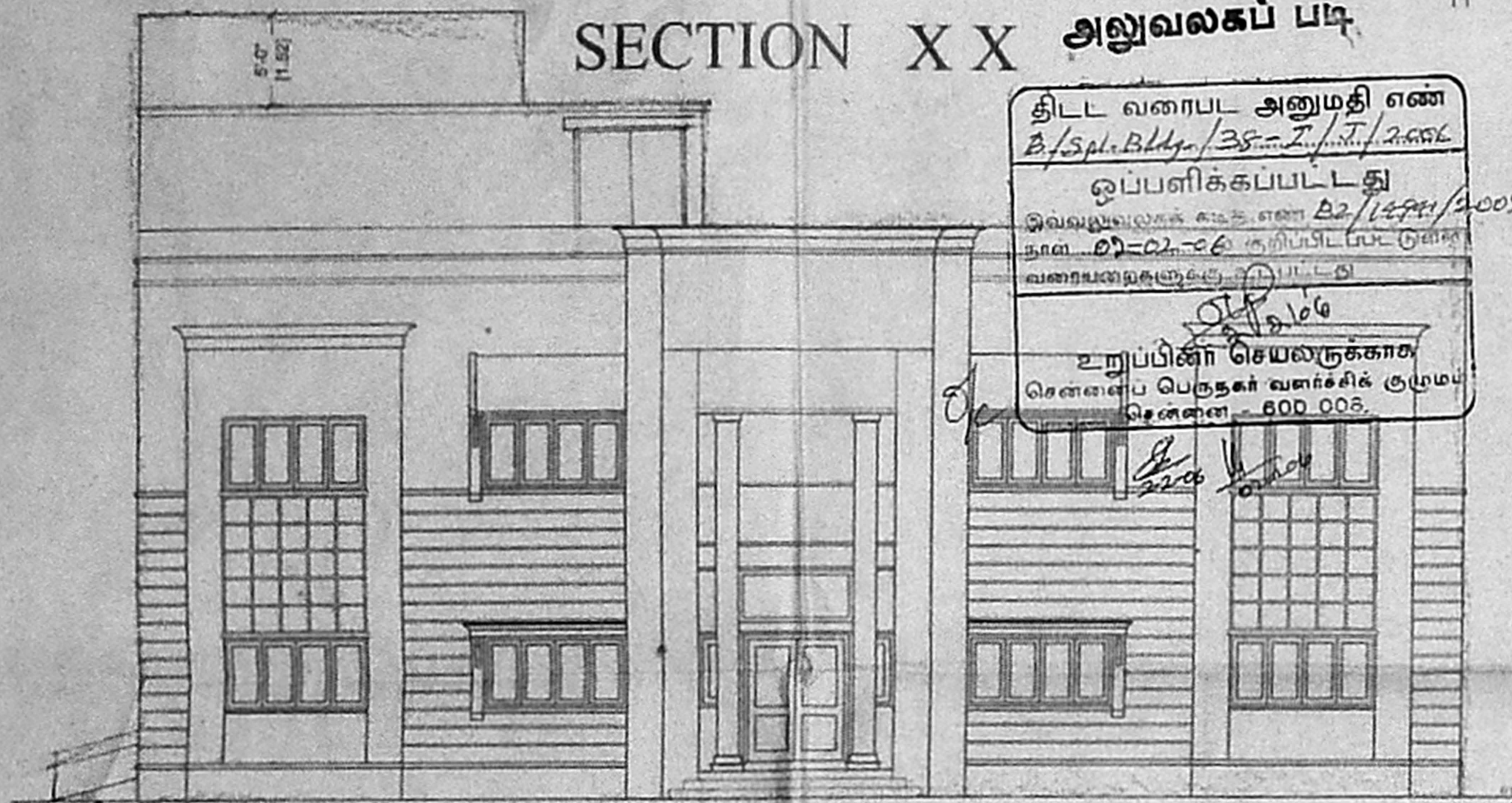
LICENSED SURVEYOR



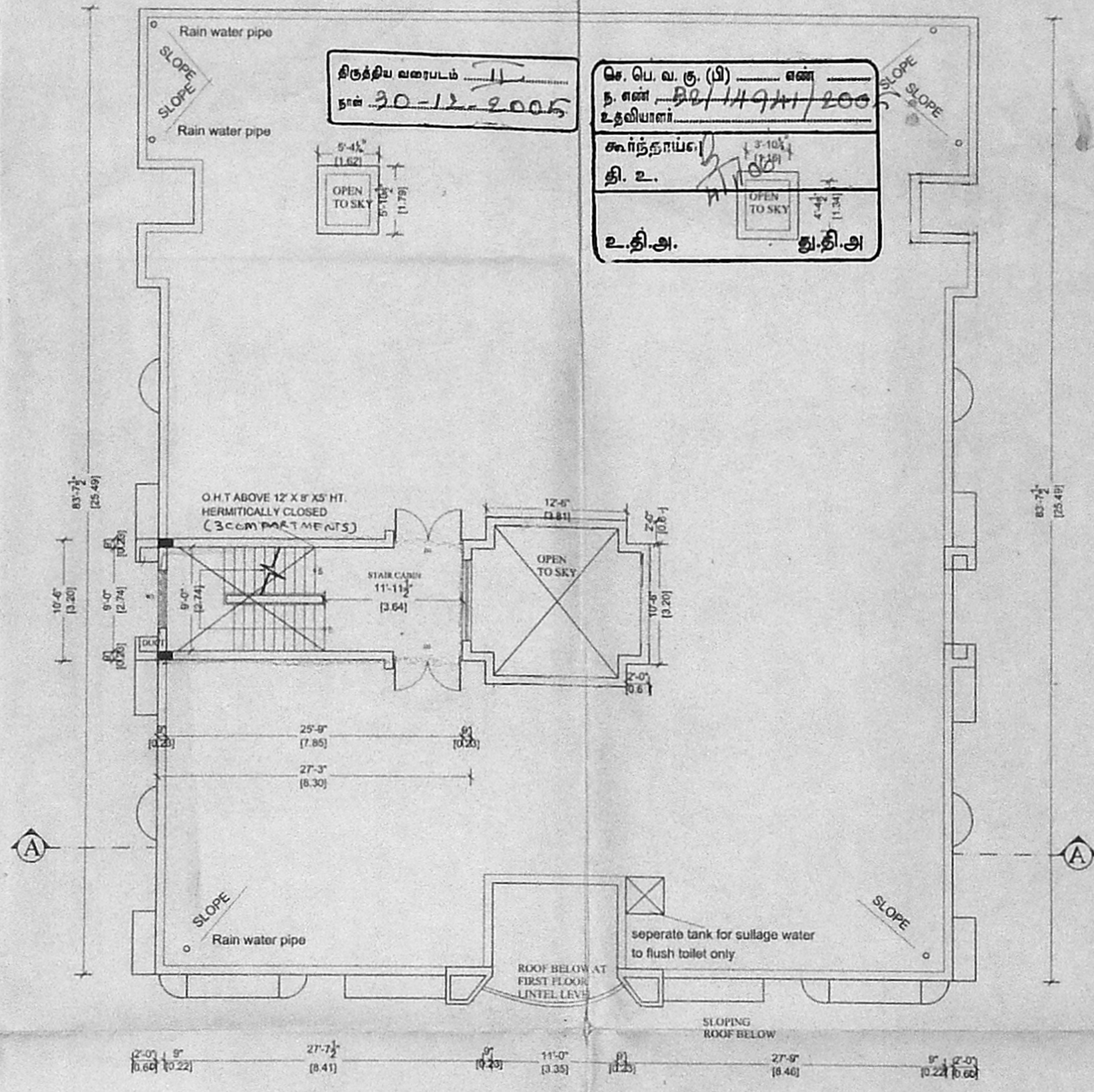


SECTION XX அலுவலகப் படி

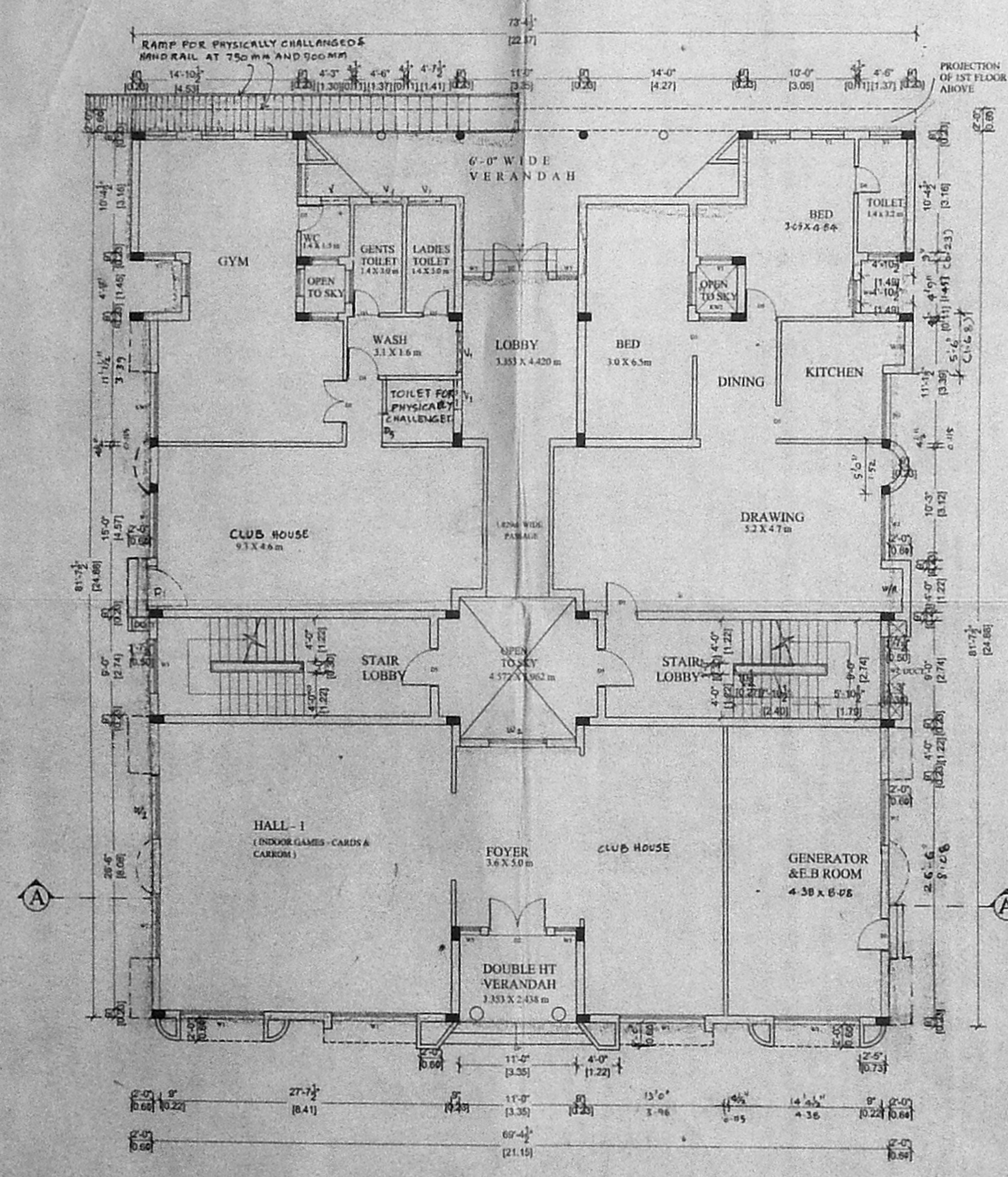
தில்ல வகாபு அனுமதி எண்  
B/Spl.B.M./38-2/1/266L  
ஒப்பளிக்கப்பட்டது  
அலுவலகம் கட்ட எண் B2/1494/2005  
தளம் 01-02-06  
வகாபு அனுமதி எண் 600.005



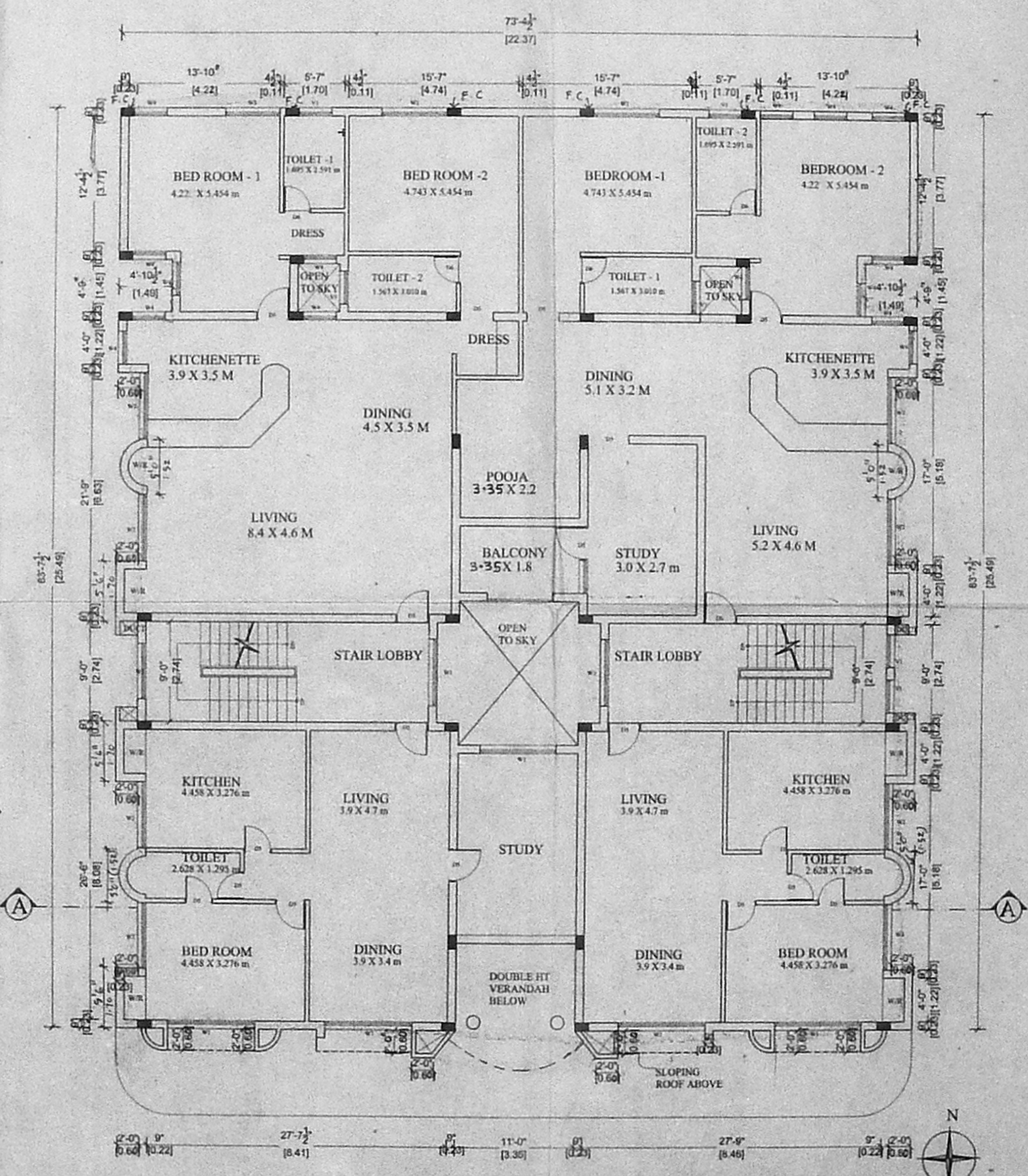
FRONT SIDE ELEVATION



TERRACE FLOOR PLAN



GROUND FLOOR PLAN



FIRST FLOOR PLAN

SHEET NO . 9 / 10

SCHEDULE OF JOINERY 88 X 75

DESCRIPTION	FEET
DOOR D	3'-6" x 7'-0"
DOOR D1, O	3'-0" x 7'-0"
DOOR D2	2'-6" x 7'-0"
FRENCH DOOR FD	6'-0" x 7'-0"
WINDOW W	6'-0" x 4'-0"
WINDOW W1	4'-0" x 4'-0"
VENTILATOR V1	2'-0" x 2'-0"

- SPECIFICATION
- P.C.C IN C.C 1:4:8 in M-20 Grade
  - M-25 Grade Concrete to be used for R.C.C. Works
  - 230 mm Brick work in CM 1:5
  - 115 mm Brick work in CM 1:5
  - Plastering the ceiling in CM 1:3
  - Plastering the walls in CM 1:4
  - Weathering course in brick jolly lime concrete with a course of flat tiles
  - The O H T is scientifically closed
  - The U G sump is scientifically closed

AREA STATEMENT FOR RESIDENT'S CLUB

AREA	AREA (SQ M)
GROUND FLOOR	485.21
FIRST FLOOR	524.42
TOTAL AREA	1009.63

COLOUR INDEX

PROPOSAL	
ROAD	
BOUNDARY	

REFERENCE

SCALE : 1/8" = 1'

PROPOSED RESIDENTIAL BUILDING AT  
S. Nos .173/4pt,173/5pt,173/6pt,173/7A,173/7B,173/7C,  
185/9pt,185/10 pt, and 185/11pt, 173/7D  
OF PERUNGUDI VILLAGE,  
PLOT NO 1 ,GREEN ACRES ROAD,  
PERUNGUDI ,  
CHENNAI-96.  
PERUNGUDI TOWN PANCHAYAT,  
TAMBARAM TALUK,  
KANCHEEPURAM DISTRICT.

BLOCK.C1

OWNER'S SIGNATURE

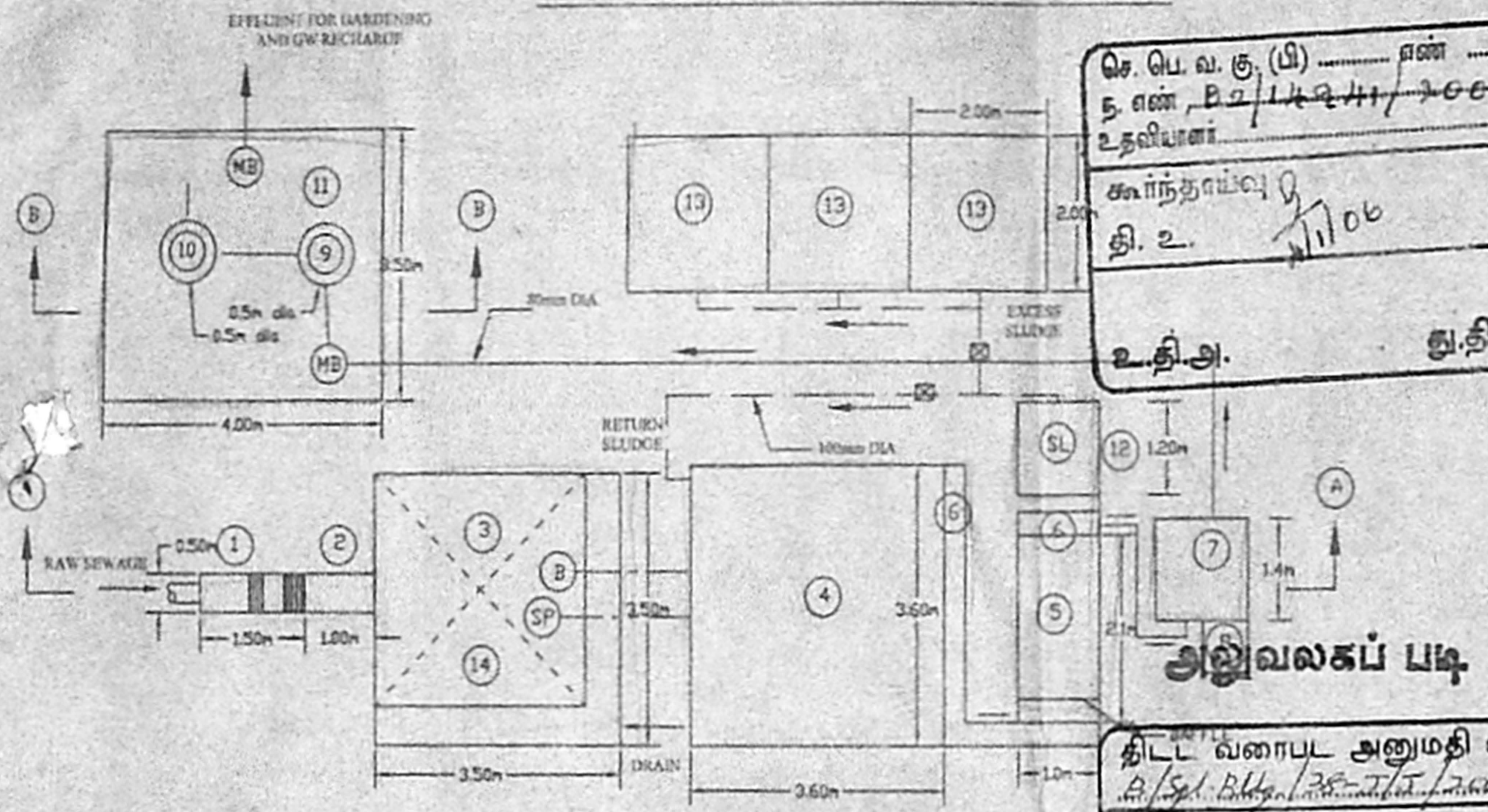
S. ATHIYAN, B.E.  
CHARTERED ENGINEER,  
Class I Licensed Surveyor-No. 19  
Corporation of Chennai  
5, Nathamuni Street, T. Nagar  
Chennai-17. Ph: 2815882  
Mobile: 3123841

LICENSED SURVEYOR



PROPOSED SEWAGE TREATMENT PLANT

திருத்திய வரைபடம் II  
 நாள் 30-12-2005



PLAN

- LEGEND:
- 1 SCREEN CHAMBER
  - 2 GRIT CHANNEL
  - 3 BALANCING TANK
  - 4 AERATION TANK
  - 5 SETTLING TANK
  - 6 EFFLUENT LAUNDER
  - 7 CHLORINE CONTACT TANK
  - 8 CHLORINE DOSING TANK
  - 9 PRESSURE SAND FILTER
  - 10 ACTIVATED CARBON FILTER
  - 11 EFFLUENT SUMP
  - 12 SLUDGE COLLECTION TANK
  - 13 SLUDGE DRYING BEDS
  - 14 PANEL ROOM
- SP SUBMERSIBLE PUMP - 3.75cu.m/hr @ 12m  
 SL SLUDGE PUMP - 10cu.m/hr @ 10m  
 MB MONOBLOCK PUMP 3.75cu.m/hr @ 10m  
 B AIR BLOWER 85 cu.m/hr
- RAW SEWAGE LINE (80mm dia)  
 --- EFFLUENT LINE (80mm dia)  
 --- SLUDGE LINE (100mm dia)  
 --- AIR LINE (15mm dia)

செ. பெ. வ. கு. (பி) ..... எண் .....  
 த. எண் B2/14941/2005  
 உதவியாளர்  
 கார்ந்தாய்வு  
 தி. உ. 11/06  
 உ.தி.அ. தி.தி.அ.

அலுவலகப் படி

திட்ட வரைபட அனுமதி எண்  
B/Spl. B/14941/2005  
 ஒப்புளிக்குப்பட்டது  
 இவ்வலுவலகக் கடித எண் B2/14941/2005  
 நாள் 02-02-06 ல் குறிப்பிடப்படாத  
 வரையறைகளுக்கு அப்பாடாது  
 உறுப்பினர் செயலருக்காக  
 சென்னைப் பெருநகர் வளர்ச்சிக் குழுமம்  
 சென்னை - 600 008.

2-2-06 11/06/2006

*N. Ethirajan*  
 Ph: 6446693  
**N. ETHIRAJAN, D.C.E.,**  
 Civil & Sanitary Engineering Contractor  
 LICENSED PLYUMBER, CLASS - I  
 METRO WATER & DRAINAGE BOARD,  
 NO 39, RAMANATHAN STREET,  
 AYANAVARAM CHENNAI 600 023

PROPOSED SEWAGE TREATMENT PLANT OF 0.045 MLD CAPACITY  
 - PROPOSED CONSTRUCTION IN SURVEY NOS. 173/4PT, 173/5PT,  
 173/6PT, 173/7A, B, C, D, 185/9PT, 185/10PT AND 185/11PT OF  
 PERUNGUDI VILLAGE, PLOT NO. 1, GREEN ACRES ROAD,  
 PERUNGUDI, CHENNAI-96

SIGNATURE OF OWNER/APPLICANT *Shanta Suresh*